

# **MANDATORY ARBITRATION**

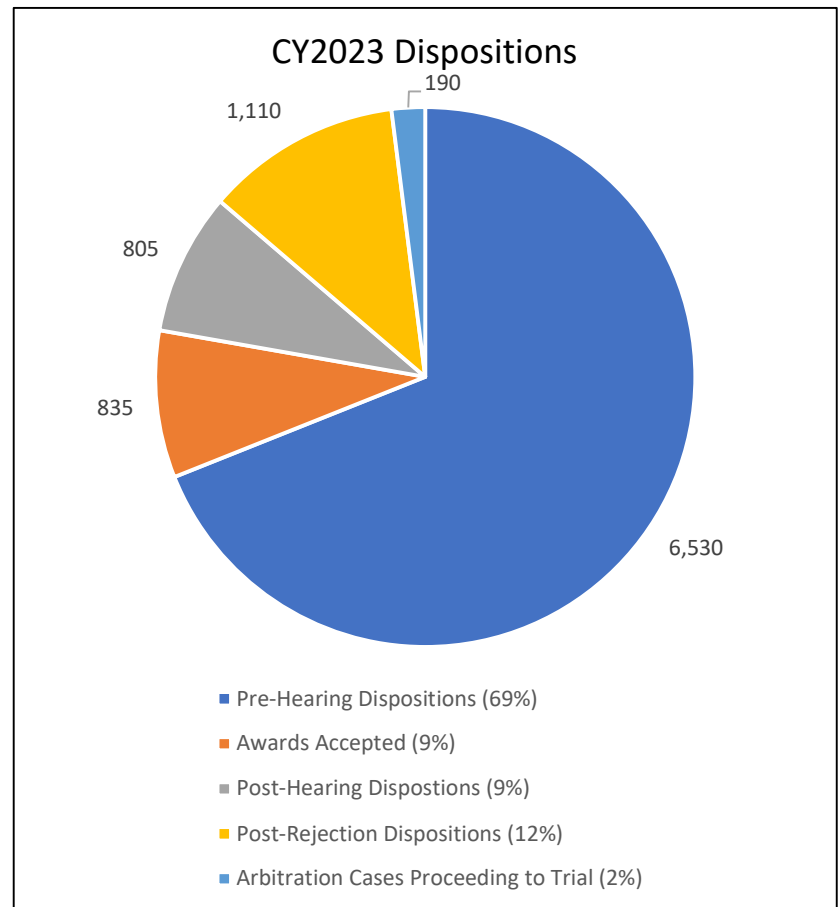
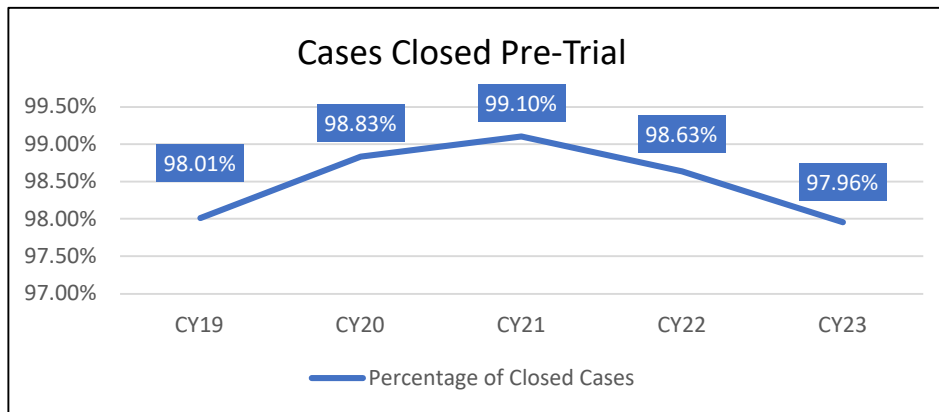
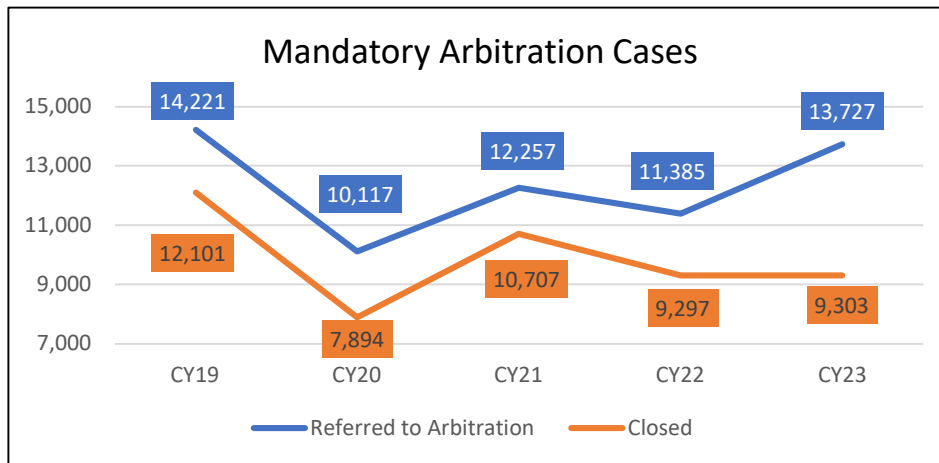


# MANDATORY ARBITRATION

## CY2023 Statewide Caseload\*

Cases Referred to Arbitration:	13,727
Cases Open as of Dec 31st:	28,320
Arbitration Hearings:	4,639
Awards Rejected:	1,668
Percent of Awards Rejected:	36%

Pre-Hearing Dispositions:	6,530
Awards Accepted:	835
Post-Hearing Dispositions:	805
Post-Rejection Dispositions:	1,110
Arbitration Cases Proceeding to Trial:	190
<b>Total Dispositions:</b>	<b>9,470</b>



Note: CY = Calendar Year

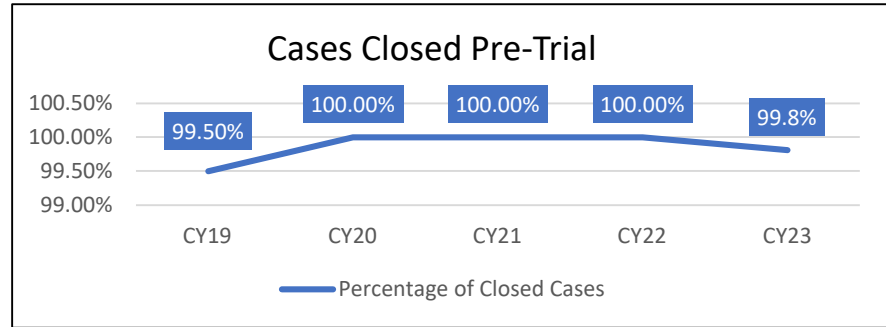
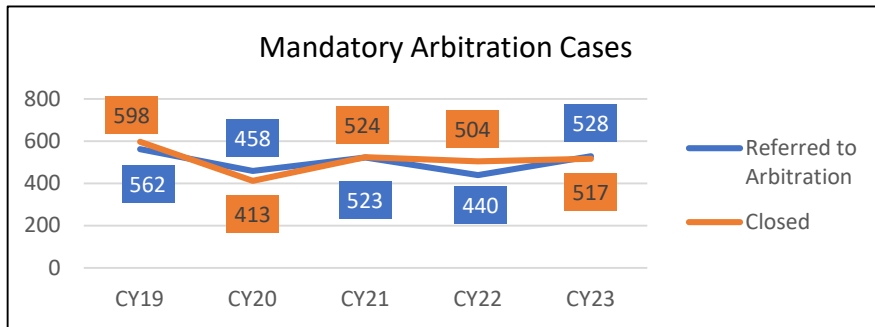
\* Kane County collections through September 2023

# MANDATORY ARBITRATION

## CY2023 Circuit Caseload

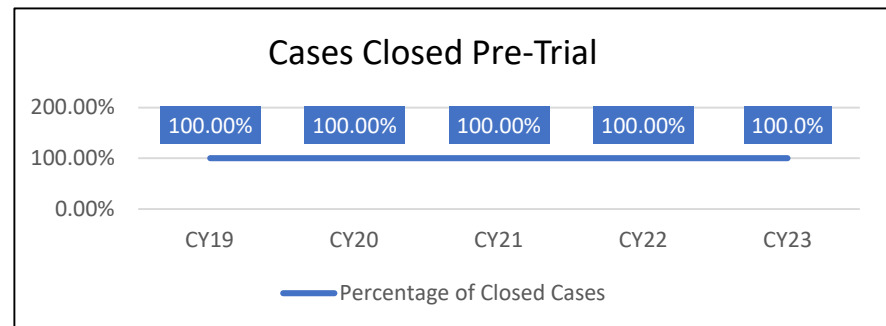
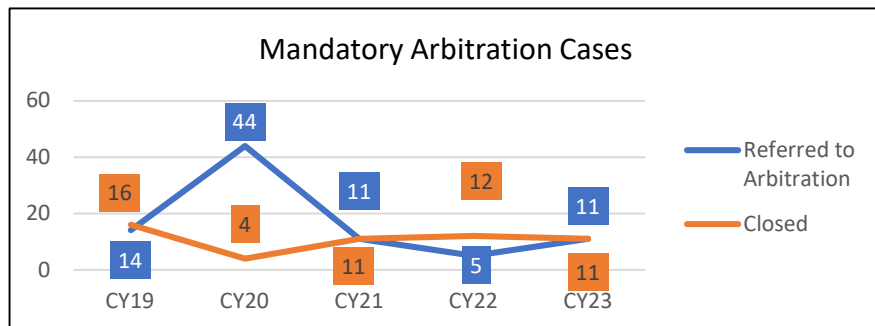
### Third Judicial Circuit - Madison County

Cases Referred to Arbitration:	Cases Pending:	Arbitration Hearings:	Awards Rejected:	Pre-Hearing Dispositions:	Awards Accepted:	Post-Hearing Dispositions:	Post-Rejection Dispositions:	Arbitration Cases Proceeding to Trial:	Total Dispositions:
528	375	26	7	480	8	9	19	1	517



### Eleventh Judicial Circuit - Ford County

Cases Referred to Arbitration:	Cases Pending:	Arbitration Hearings:	Awards Rejected:	Pre-Hearing Dispositions:	Awards Accepted:	Post-Hearing Dispositions:	Post-Rejection Dispositions:	Arbitration Cases Proceeding to Trial:	Total Dispositions:
11	31	1	1	11	0	0	0	0	11

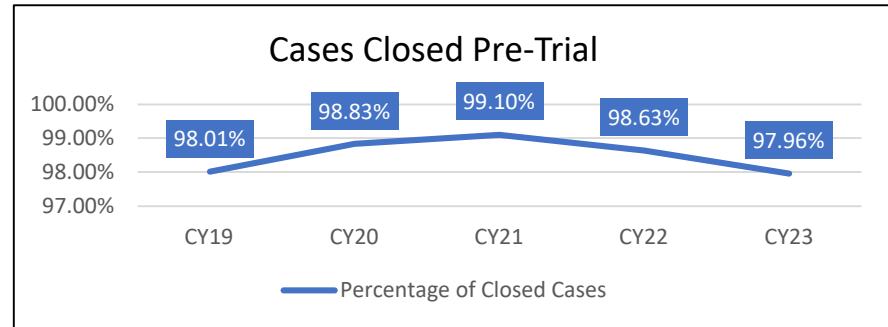
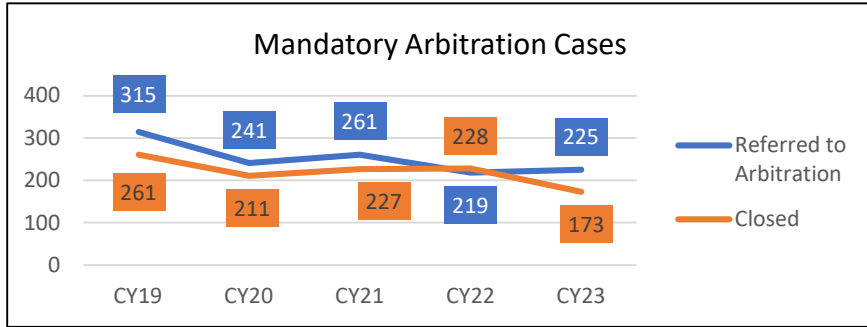


Note: CY = Calendar Year

# MANDATORY ARBITRATION

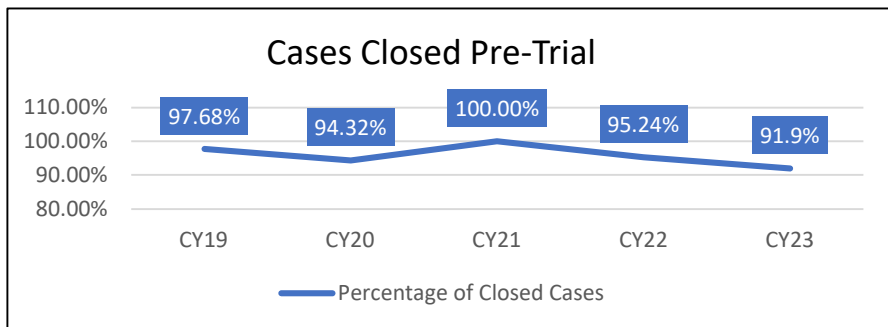
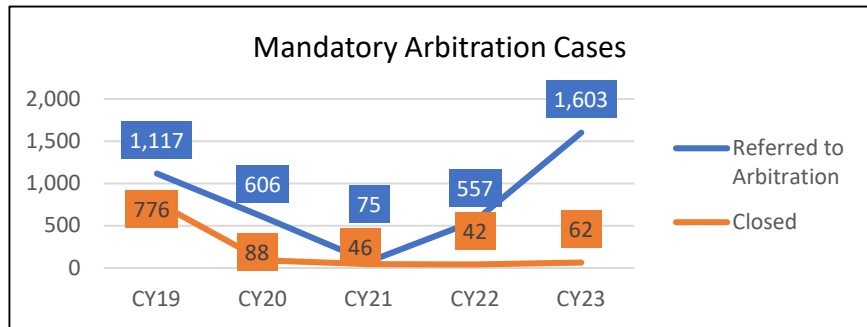
## Eleventh Judicial Circuit - McLean County

Cases Referred to Arbitration:	Cases Pending:	Arbitration Hearings:	Awards Rejected:	Pre-Hearing Dispositions:	Awards Accepted:	Post-Hearing Dispositions:	Post-Rejection Dispositions:	Arbitration Cases Proceeding to Trial:	Total Dispositions:
225	282	12	1	160	6	6	1	0	173



## Twelfth Judicial Circuit - Will County

Cases Referred to Arbitration:	Cases Pending:	Arbitration Hearings:	Awards Rejected:	Pre-Hearing Dispositions:	Awards Accepted:	Post-Hearing Dispositions:	Post-Rejection Dispositions:	Arbitration Cases Proceeding to Trial:	Total Dispositions:
1,603	5,287	33	21	10	9	10	28	5	62

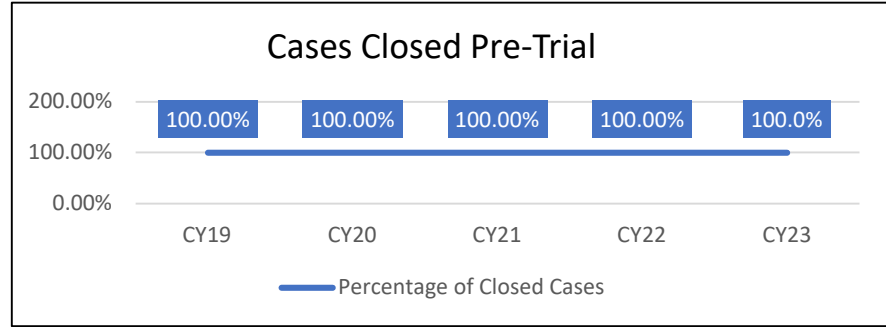
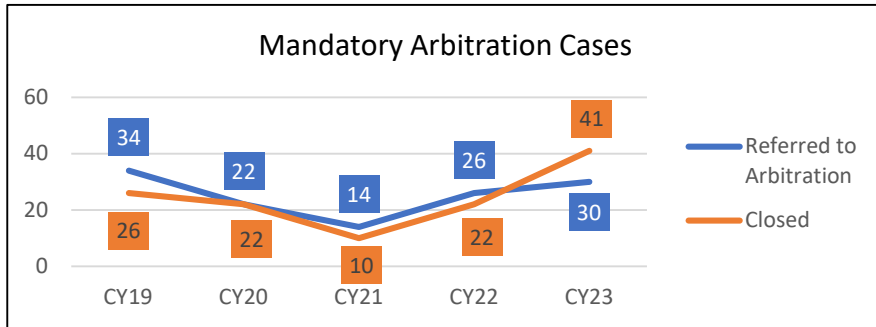


Note: CY = Calendar Year

# MANDATORY ARBITRATION

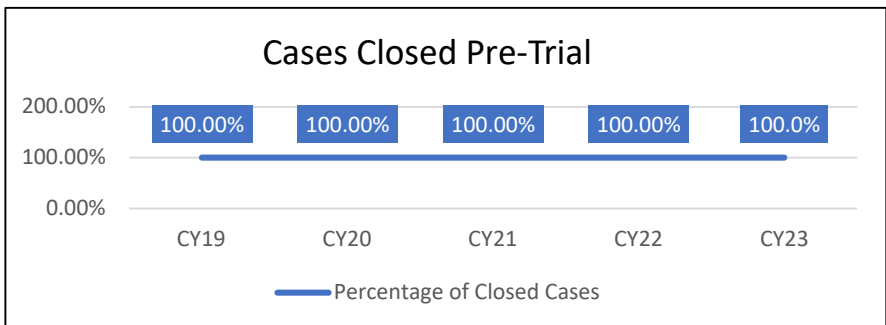
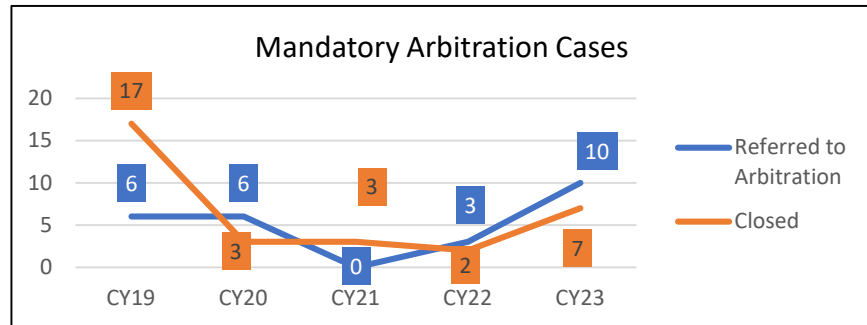
## Fourteenth Judicial Circuit - Henry County

Cases Referred to Arbitration:	Cases Pending:	Arbitration Hearings:	Awards Rejected:	Pre-Hearing Dispositions:	Awards Accepted:	Post-Hearing Dispositions:	Post-Rejection Dispositions:	Arbitration Cases Proceeding to Trial:	Total Dispositions:
30	13	1	0	40	0	0	0	0	22



## Fourteenth Judicial Circuit - Mercer County

Cases Referred to Arbitration:	Cases Pending:	Arbitration Hearings:	Awards Rejected:	Pre-Hearing Dispositions:	Awards Accepted:	Post-Hearing Dispositions:	Post-Rejection Dispositions:	Arbitration Cases Proceeding to Trial:	Total Dispositions:
10	10	0	0	7	0	0	0	0	2

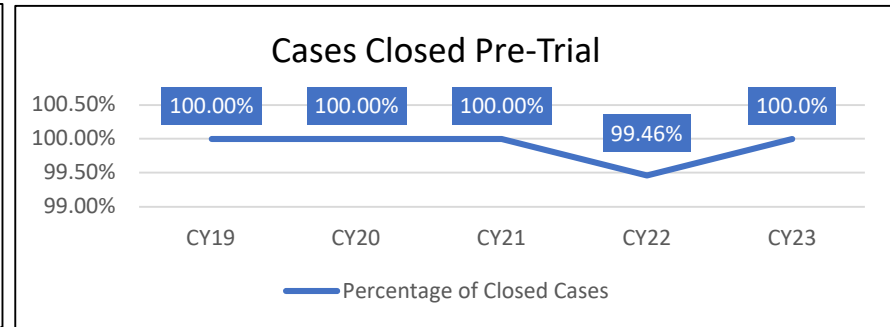
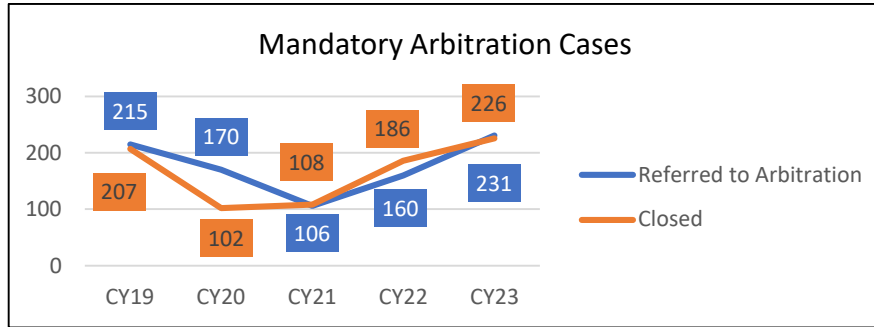


Note: CY = Calendar Year

# MANDATORY ARBITRATION

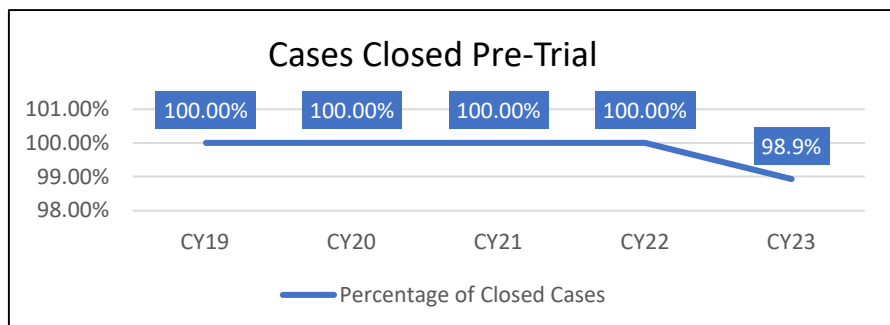
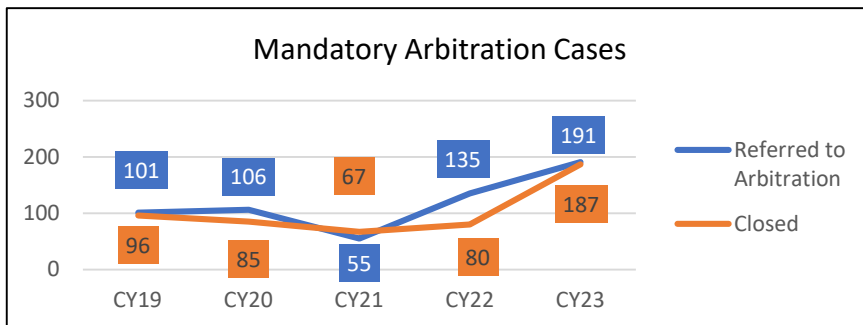
## Fourteenth Judicial Circuit - Rock Island County

Cases Referred to Arbitration:	Cases Pending:	Arbitration Hearings:	Awards Rejected:	Pre-Hearing Dispositions:	Awards Accepted:	Post-Hearing Dispositions:	Post-Rejection Dispositions:	Arbitration Cases Proceeding to Trial:	Total Dispositions:
231	279	7	2	220	2	2	2	0	226



## Fourteenth Judicial Circuit - Whiteside County

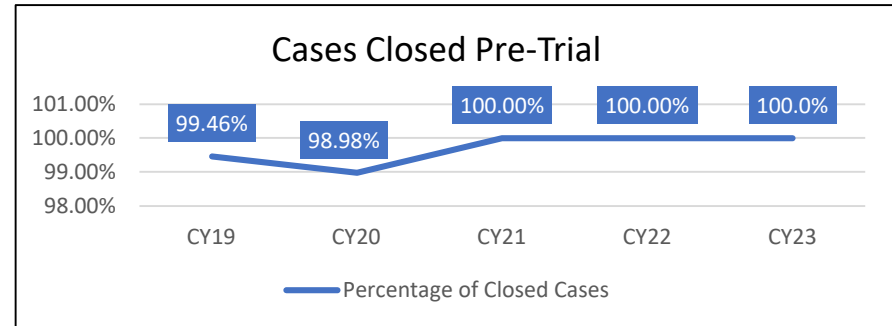
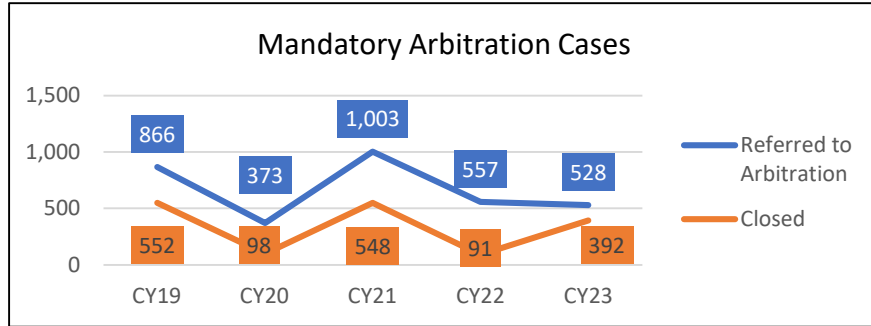
Cases Referred to Arbitration:	Cases Pending:	Arbitration Hearings:	Awards Rejected:	Pre-Hearing Dispositions:	Awards Accepted:	Post-Hearing Dispositions:	Post-Rejection Dispositions:	Arbitration Cases Proceeding to Trial:	Total Dispositions:
191	68	3	2	184	0	1	2	2	189



Note: CY = Calendar Year

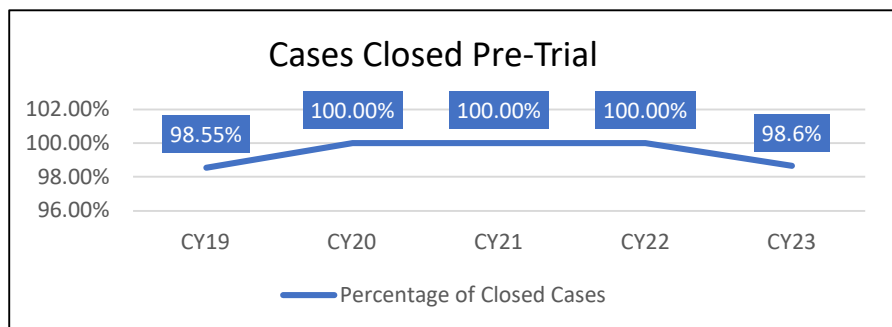
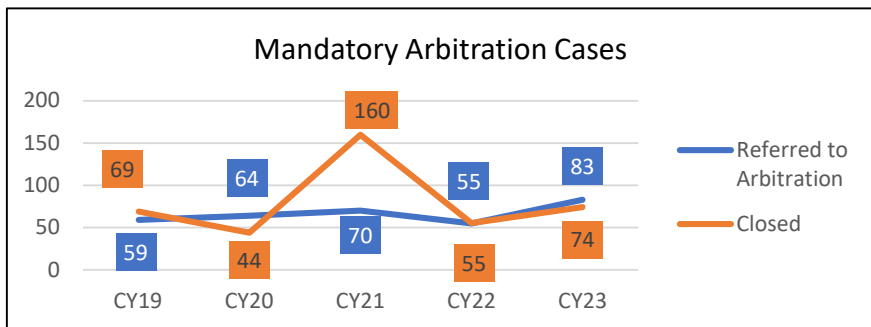
# MANDATORY ARBITRATION

Sixteenth Judicial Circuit - Kane County*									
Cases Referred to Arbitration:	Cases Pending:	Arbitration Hearings:	Awards Rejected:	Pre-Hearing Dispositions:	Awards Accepted:	Post-Hearing Dispositions:	Post-Rejection Dispositions:	Arbitration Cases Proceeding to Trial:	Total Dispositions:
528	4,060	17	3	363	6	16	7	0	392



\* Kane County data collection through September 2023

Seventeenth Judicial Circuit - Boone County									
Cases Referred to Arbitration:	Cases Pending:	Arbitration Hearings:	Awards Rejected:	Pre-Hearing Dispositions:	Awards Accepted:	Post-Hearing Dispositions:	Post-Rejection Dispositions:	Arbitration Cases Proceeding to Trial:	Total Dispositions:
83	38	1	0	71	1	1	0	1	74



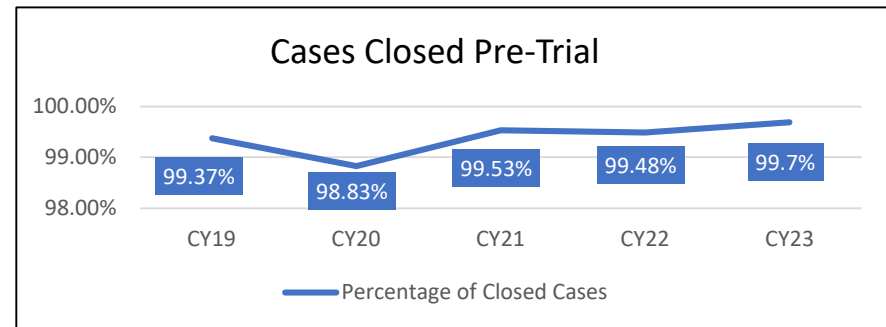
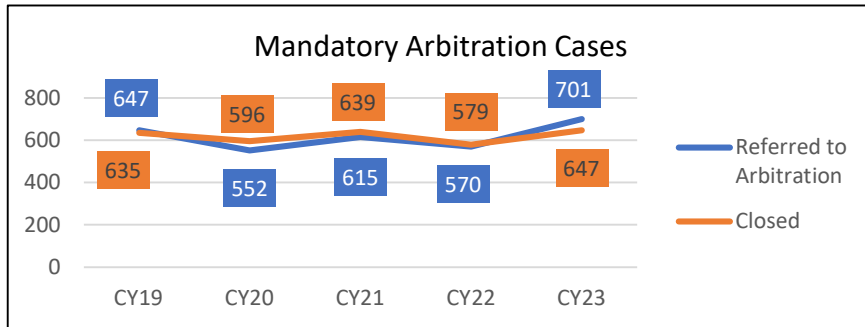
Note: CY = Calendar Year



# MANDATORY ARBITRATION

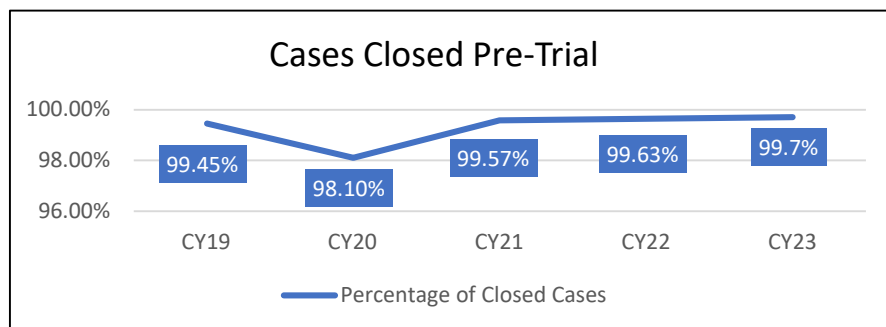
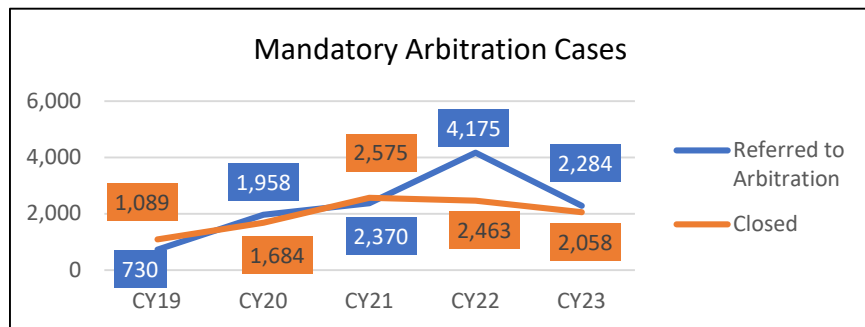
## Seventeenth Judicial Circuit - Winnebago County

Cases Referred to Arbitration:	Cases Pending:	Arbitration Hearings:	Awards Rejected:	Pre-Hearing Dispositions:	Awards Accepted:	Post-Hearing Dispositions:	Post-Rejection Dispositions:	Arbitration Cases Proceeding to Trial:	Total Dispositions:
701	372	45	20	601	8	18	18	2	<b>647</b>



## Eighteenth Judicial Circuit - DuPage County

Cases Referred to Arbitration:	Cases Pending:	Arbitration Hearings:	Awards Rejected:	Pre-Hearing Dispositions:	Awards Accepted:	Post-Hearing Dispositions:	Post-Rejection Dispositions:	Arbitration Cases Proceeding to Trial:	Total Dispositions:
2,284	1,808	171	104	1,850	34	47	121	6	<b>2,058</b>

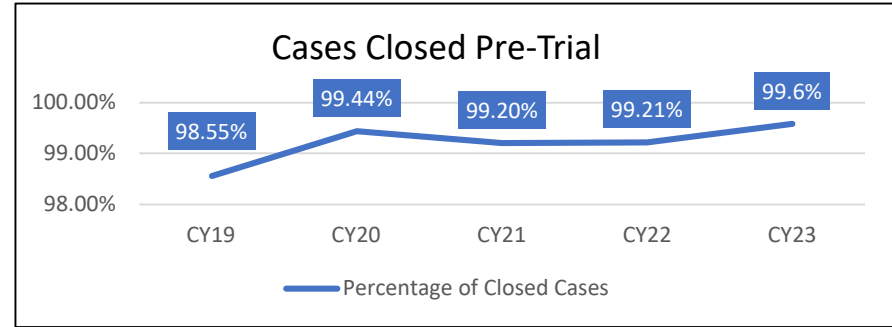
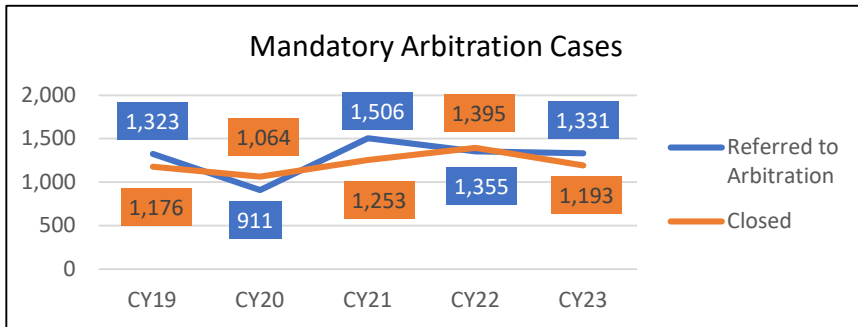


Note: CY = Calendar Year

# MANDATORY ARBITRATION

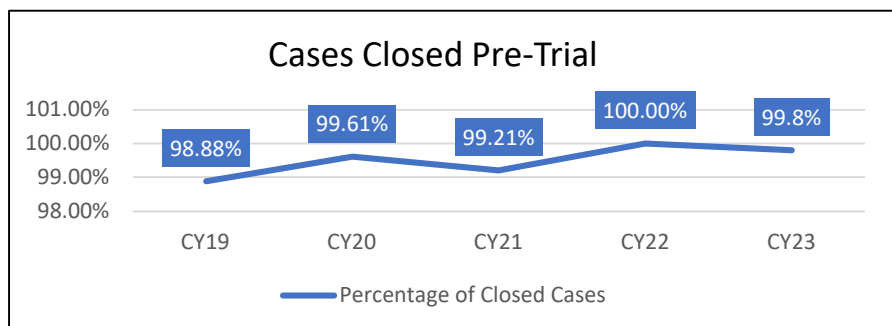
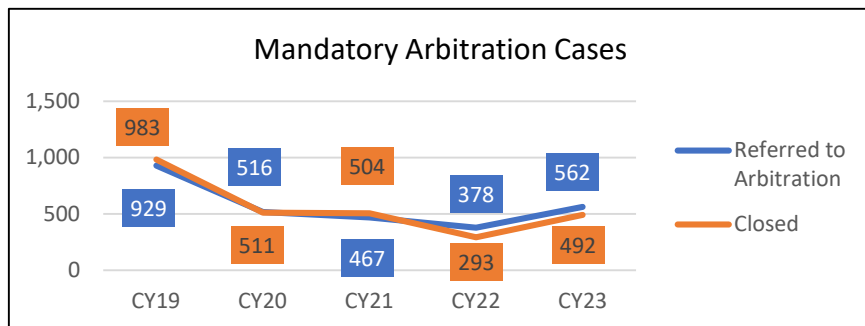
## Nineteenth Judicial Circuit - Lake County

Cases Referred to Arbitration:	Cases Pending:	Arbitration Hearings:	Awards Rejected:	Pre-Hearing Dispositions:	Awards Accepted:	Post-Hearing Dispositions:	Post-Rejection Dispositions:	Arbitration Cases Proceeding to Trial:	Total Dispositions:
1,331	998	126	54	1,079	27	30	52	5	1,193



## Twentieth Judicial Circuit - St. Clair County

Cases Referred to Arbitration:	Cases Pending:	Arbitration Hearings:	Awards Rejected:	Pre-Hearing Dispositions:	Awards Accepted:	Post-Hearing Dispositions:	Post-Rejection Dispositions:	Arbitration Cases Proceeding to Trial:	Total Dispositions:
562	291	30	7	457	19	8	7	1	492

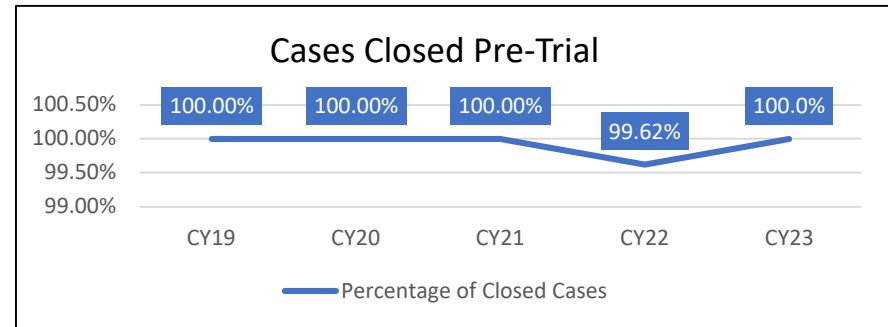
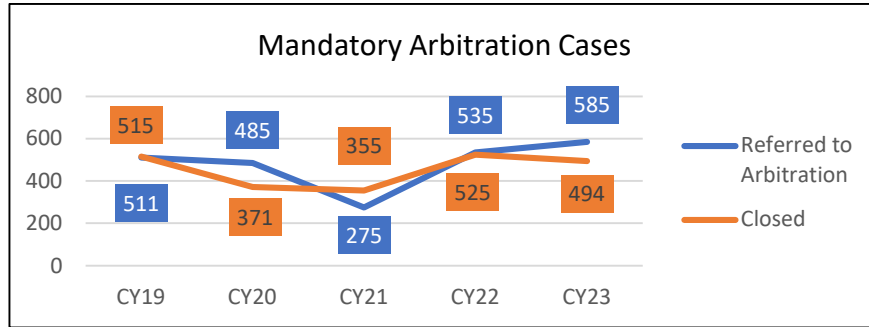


Note: CY = Calendar Year

# MANDATORY ARBITRATION

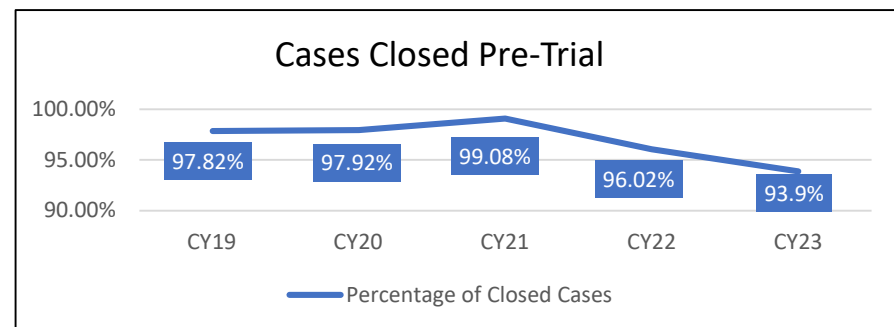
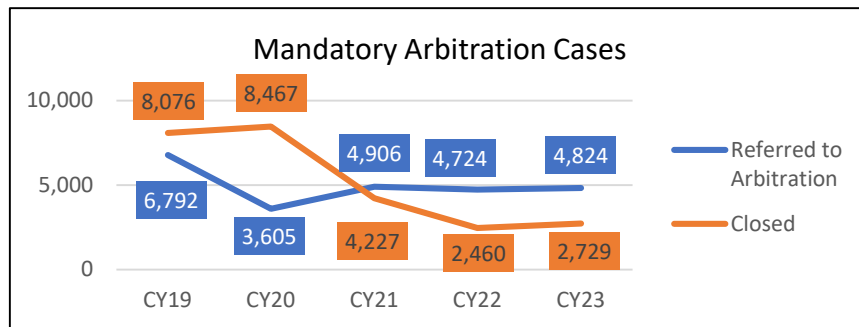
## Twenty-Second Judicial Circuit - McHenry County

Cases Referred to Arbitration:	Cases Pending:	Arbitration Hearings:	Awards Rejected:	Pre-Hearing Dispositions:	Awards Accepted:	Post-Hearing Dispositions:	Post-Rejection Dispositions:	Arbitration Cases Proceeding to Trial:	Total Dispositions:
585	308	46	18	450	9	19	16	0	494



## Circuit Court of Cook County

Cases Referred to Arbitration:	Cases Pending:	Arbitration Hearings:	Awards Rejected:	Pre-Hearing Dispositions:	Awards Accepted:	Post-Hearing Dispositions:	Post-Rejection Dispositions:	Arbitration Cases Proceeding to Trial:	Total Dispositions:
4,824	7,631	4,120	1,428	547	706	637	839	167	2,896



Note: CY = Calendar Year

# MANDATORY ARBITRATION

2023 Average Award Amounts and Average Number of Days (By Case Type)								
Arbitration Program		Automobile/ Subrogation	Collections	Contracts	Liability/Tort	Property Damage	Personal Injury	Other/ Unknown
Boone	Number of Cases	N/A	N/A	1	N/A	N/A	N/A	N/A
	Average Award	N/A	N/A	\$ 15,339.69	N/A	N/A	N/A	N/A
	Average Number of Days	N/A	N/A	384	N/A	N/A	N/A	N/A
*Cook	Number of Cases	N/A	N/A	N/A	N/A	N/A	N/A	N/A
	Average Award	N/A	N/A	N/A	N/A	N/A	N/A	N/A
	Average Number of Days	N/A	N/A	N/A	N/A	N/A	N/A	N/A
DuPage	Number of Cases	2	N/A	15	87	N/A	N/A	79
	Average Award	\$ 27,890.52	N/A	\$ 11,232.33	\$ 5,747.21	N/A	N/A	\$ 14,336.63
	Average Number of Days	1,025.50	N/A	741.7	306.1	N/A	N/A	359.1
Ford	Number of Cases	N/A	N/A	N/A	N/A	N/A	N/A	1
	Average Award	N/A	N/A	N/A	N/A	N/A	N/A	\$ 13,322.28
	Average Number of Days	N/A	N/A	N/A	N/A	N/A	N/A	222
Henry	Number of Cases	N/A	N/A	N/A	N/A	N/A	N/A	1
	Average Award	N/A	N/A	N/A	N/A	N/A	N/A	\$ 31,701.01
	Average Number of Days	N/A	N/A	N/A	N/A	N/A	N/A	645
**Kane	Number of Cases	9	2	4	N/A	N/A	2	N/A
	Average Award	\$ 7,669.33	\$ 27,725.50	\$ 15,102.50	N/A	N/A	\$ 5,250.00	N/A
	Average Number of Days	204.1	319	481.8	N/A	N/A	125.5	N/A
Lake	Number of Cases	49	24	22	N/A	5	30	2
	Average Award	\$ 7,839.09	\$ 15,490.42	\$ 8,485.42	N/A	\$ 5,159.48	\$ 20,972.81	\$ -
	Average Number of Days	197.3	369.7	485.5	N/A	401.8	307	227
Madison	Number of Cases	8	1	7	3	N/A	5	2
	Average Award	\$ 15,750.00	\$ 11,220.81	\$ 8,996.85	\$ -	N/A	\$ 13,510.85	\$ 7,226.50
	Average Number of Days	307.3	192	314.7	239	N/A	346.8	257
McHenry	Number of Cases	19	20	6	N/A	N/A	1	N/A
	Average Award	\$ 11,035.13	\$ 14,645.73	\$ 24,231.37	N/A	N/A	\$ 10,000.00	N/A
	Average Number of Days	162.5	236.8	352.7	N/A	N/A	65	N/A

\*Cook County collections methods does not allows for breakdown data

\*\* Kane County collections through September 2023

# MANDATORY ARBITRATION

2023 Average Award Amounts and Average Number of Days (By Case Type)								
Arbitration Program		Automobile/ Subrogation	Collections	Contracts	Liability/Tort	Property Damage	Personal Injury	Other/ Unknown
McLean	Number of Cases	N/A	1	6	3	N/A	2	N/A
	Average Award	N/A	\$ 12,224.94	\$ 8,060.50	\$ 17,806.79	N/A	\$ 15,867.50	N/A
	Average Number of Days	N/A	1,774	540	911	N/A	1,039.50	N/A
Mercer	Number of Cases	N/A	N/A	N/A	N/A	N/A	N/A	N/A
	Average Award	N/A	N/A	N/A	N/A	N/A	N/A	N/A
	Average Number of Days	N/A	N/A	N/A	N/A	N/A	N/A	N/A
Rock Island	Number of Cases	N/A	N/A	3	N/A	N/A	1	3
	Average Award	N/A	N/A	\$ 16,786.08	N/A	N/A	\$ -	\$ 14,150.62
	Average Number of Days	N/A	N/A	148.3	N/A	N/A	939	1,255
St. Clair	Number of Cases	N/A	4	7	2	2	15	N/A
	Average Award	N/A	\$ 3,820.87	\$ 20,227.29	\$ 15,000.00	\$ 13,571.01	\$ 26,812.48	N/A
	Average Number of Days	N/A	242.75	549.4	277	423.5	554.6	N/A
Whiteside	Number of Cases	N/A	N/A	1	N/A	N/A	N/A	2
	Average Award	N/A	N/A	\$ -	N/A	N/A	N/A	\$ 25,000.00
	Average Number of Days	N/A	N/A	\$ 524.00	N/A	N/A	N/A	990
Will	Number of Cases	N/A	N/A	N/A	N/A	N/A	N/A	33
	Average Award	N/A	N/A	N/A	N/A	N/A	N/A	\$ 15,513.93
	Average Number of Days	N/A	N/A	N/A	N/A	N/A	N/A	379.8
Winnebago	Number of Cases	13	6	10	N/A	1	18	1
	Average Award	\$ 7,004.60	\$ 9,510.70	\$ 13,402.67	N/A	\$ 5,907.28	\$ 17,775.28	\$ -
	Average Number of Days	179.2	316.3	342.2	N/A	161	477.8	296

**ADULT AND JUVENILE  
PROBATION  
AND  
SUPERVISED PRETRIAL  
RELEASE**

# ABBREVIATIONS

Explanations for abbreviations used in column headings in this section are explained below.

<b>Admin.</b>	<b>Administrative Cases:</b> Cases still active but not under direct supervision.
<b>PSI</b>	<b>Presentence Investigation:</b> A comprehensive written background investigation report on a convicted offender prepared by the probation department to provide information to the court to determine an appropriate sentence.
<b>Abbrev. PSI</b>	<b>Abbreviated Presentence Investigation:</b> Sometimes referred to as a "short form" presentence investigation, this is a less-comprehensive report permitted in less serious (i.e., misdemeanor) criminal cases.
<b>CUS</b>	<b>Continued Under Supervision:</b> A juvenile case which is under court order and probation supervision without a formal finding of delinquency.
<b>TASC</b>	<b>Treatment Alternatives for Special Clients:</b> A state-designated private agency licensed to provide substance abuse assessment, referral, and case monitoring services for criminal defendants/offenders with chemical dependency problems.
<b>Supp. Social Hist.</b>	<b>Social Support History:</b> Refers to those reports that are filed to assist the court in entering subsequent dispositional orders.
<b>Alt. Ed</b>	<b>Alternative Education:</b> Disciplinary Placements in Alternative Schools
<b>UDIS</b>	<b>Unified Delinquency Intervention Services:</b> Program services provided to youth between the ages of 13 and 17 who are at risk of placement into the Department of Corrections.
<b>JTPA</b>	<b>Job Training Partnership Act:</b> Program that provides training activities to prepare income eligible persons for employment.

# ACTIVE ADULT CASELOAD AS OF DECEMBER 31, 2023

Circuit	County	Felony	Misdemeanor	DUI	Traffic	Total	Admin.
1st	Alexander	61	14	1	3	79	36
	Jackson	341	109	24	16	490	77
	Johnson	75	18	3	4	100	53
	Massac	143	28	4	8	183	199
	Pope	22	6	2	0	30	24
	Pulaski	50	12	5	1	68	46
	Saline	327	132	18	6	483	82
	Union	109	26	6	1	142	78
	Williamson	370	214	46	65	695	272
<b>1st Circuit Total</b>		<b>1,498</b>	<b>559</b>	<b>109</b>	<b>104</b>	<b>2,270</b>	<b>867</b>
2nd	Crawford	133	18	13	0	164	0
	Edwards	60	15	6	1	82	18
	Franklin	250	61	9	0	320	37
	Gallatin	47	7	2	0	56	5
	Hamilton	65	13	5	0	83	26
	Hardin	37	7	6	0	50	7
	Jefferson	384	70	108	11	573	47
	Lawrence	98	13	1	1	113	51
	Richland	264	78	14	0	356	73
	Wabash	49	31	6	0	86	29
	Wayne	108	51	10	8	177	32
	White	165	33	2	7	207	25
	<b>2nd Circuit Total</b>		<b>1,660</b>	<b>397</b>	<b>182</b>	<b>28</b>	<b>2,267</b>
3rd	Bond	120	22	4	8	154	133
	Madison	1,716	199	74	0	1,989	1,172
<b>3rd Circuit Total</b>		<b>1,836</b>	<b>221</b>	<b>78</b>	<b>8</b>	<b>2,143</b>	<b>1,305</b>
4th	Christian	192	84	73	8	357	111
	Clay	108	57	23	6	194	45
	Clinton	74	23	12	5	114	272
	Effingham	236	131	33	14	414	275
	Fayette	166	38	14	5	223	260
	Jasper	46	48	29	2	125	8
	Marion	313	180	64	26	583	260
	Montgomery	87	14	5	0	106	412
	Shelby	104	37	15	0	156	108
<b>4th Circuit Total</b>		<b>1,326</b>	<b>612</b>	<b>268</b>	<b>66</b>	<b>2,272</b>	<b>1,751</b>
5th	Clark	97	37	4	3	141	28
	Coles	480	83	19	9	591	209
	Cumberland	48	8	4	1	61	86
	Edgar	125	31	4	1	161	52
	Vermilion	601	156	77	4	838	561
<b>5th Circuit Total</b>		<b>1,351</b>	<b>315</b>	<b>108</b>	<b>18</b>	<b>1,792</b>	<b>936</b>



# ACTIVE ADULT CASELOAD

Circuit	County	Felony	Misdemeanor	DUI	Traffic	Total	Admin.
6th	Champaign	950	145	134	0	1,229	343
	DeWitt	0	0	0	0	0	0
	Douglas	62	51	45	5	163	202
	Macon	862	130	18	0	1,010	300
	Moultrie	62	35	29	3	129	138
	Piatt	39	93	3	0	135	48
<b>6th Circuit Total</b>		<b>1,975</b>	<b>454</b>	<b>229</b>	<b>8</b>	<b>2,666</b>	<b>1,031</b>
7th	Greene	72	48	0	0	120	108
	Jersey	150	11	21	3	185	157
	Macoupin	305	64	41	0	410	163
	Morgan	0	0	0	0	0	0
	Sangamon	686	209	42	6	943	1,066
	Scott	15	13	0	0	28	22
<b>7th Circuit Total</b>		<b>1,228</b>	<b>345</b>	<b>104</b>	<b>9</b>	<b>1,686</b>	<b>1,516</b>
8th	Adams	478	79	43	5	605	199
	Brown	10	9	5	0	24	24
	Calhoun	29	11	7	0	47	46
	Cass	46	19	9	0	74	60
	Mason	59	19	15	4	97	26
	Menard	10	10	2	0	22	34
	Pike	151	61	29	2	243	169
	Schuyler	31	16	13	0	60	39
<b>8th Circuit Total</b>		<b>814</b>	<b>224</b>	<b>123</b>	<b>11</b>	<b>1,172</b>	<b>597</b>
9th	Fulton	101	18	2	0	121	30
	Hancock	70	8	2	0	80	65
	Henderson	27	3	1	0	31	28
	Knox	176	25	1	1	203	57
	McDonough	57	14	3	2	76	25
	Warren	49	8	0	1	58	33
<b>9th Circuit Total</b>		<b>480</b>	<b>76</b>	<b>9</b>	<b>4</b>	<b>569</b>	<b>238</b>
10th	Marshall	2	0	0	0	2	106
	Peoria	586	54	30	19	689	1,337
	Putnam	10	11	2	0	23	39
	Stark	21	9	1	0	31	92
	Tazewell	403	134	69	11	617	1,078
<b>10th Circuit Total</b>		<b>1,022</b>	<b>208</b>	<b>102</b>	<b>30</b>	<b>1,362</b>	<b>2,652</b>
11th	Ford	66	24	21	0	111	90
	Livingston	223	42	9	5	279	790
	Logan	147	70	7	0	224	512
	McLean	1,173	90	40	44	1,347	288
	Woodford	201	83	40	11	335	1,060
<b>11th Circuit Total</b>		<b>1,810</b>	<b>309</b>	<b>117</b>	<b>60</b>	<b>2,296</b>	<b>2,740</b>

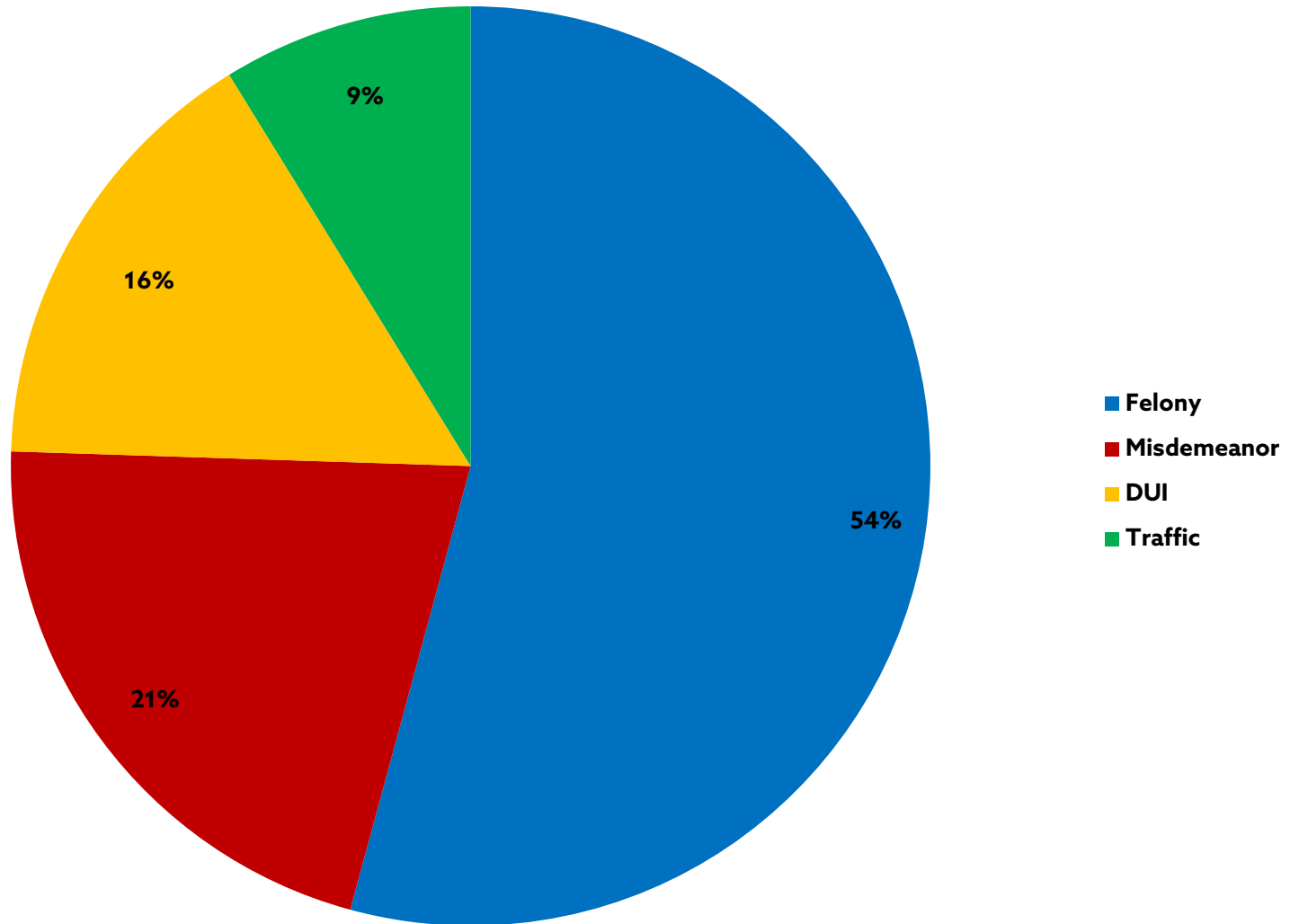
Note: Due to changes in Morgan County's case management system, probation data in this report only covers the period of January - May 2023.

# ACTIVE ADULT CASELOAD

Circuit	County	Felony	Misdemeanor	DUI	Traffic	Total	Admin.
<b>12th</b>	<b>Will</b>	<b>1,197</b>	<b>252</b>	<b>11</b>	<b>16</b>	<b>1,476</b>	<b>464</b>
13th	Bureau	90	19	4	1	114	62
	Grundy	137	16	1	0	154	182
	LaSalle	458	43	2	1	504	173
<b>13th Circuit Total</b>		<b>685</b>	<b>78</b>	<b>7</b>	<b>2</b>	<b>772</b>	<b>417</b>
14th	Henry	124	48	13	0	185	454
	Mercer	59	11	0	0	70	118
	Rock Island	655	224	364	62	1,305	368
	Whiteside	297	59	87	29	472	380
<b>14th Circuit Total</b>		<b>1,135</b>	<b>342</b>	<b>464</b>	<b>91</b>	<b>2,032</b>	<b>1,320</b>
15th	Carroll	37	13	2	0	52	202
	Jo Daviess	37	72	27	0	136	80
	Lee	149	52	14	17	232	371
	Ogle	197	51	50	0	298	430
	Stephenson	292	438	66	24	820	321
<b>15th Circuit Total</b>		<b>712</b>	<b>626</b>	<b>159</b>	<b>41</b>	<b>1,538</b>	<b>1,404</b>
<b>16th</b>	<b>Kane</b>	<b>1,510</b>	<b>468</b>	<b>187</b>	<b>9</b>	<b>2,174</b>	<b>1,591</b>
17th	Boone	174	72	39	0	285	418
	Winnebago	1,632	248	123	3	2,006	2,797
<b>17th Circuit Total</b>		<b>1,806</b>	<b>320</b>	<b>162</b>	<b>3</b>	<b>2,291</b>	<b>3,215</b>
<b>18th</b>	<b>DuPage</b>	<b>1,677</b>	<b>644</b>	<b>369</b>	<b>113</b>	<b>2,803</b>	<b>2,426</b>
<b>19th</b>	<b>Lake</b>	<b>1,072</b>	<b>455</b>	<b>261</b>	<b>157</b>	<b>1,945</b>	<b>855</b>
<b>20th</b>	<b>St. Clair</b>	<b>1,720</b>	<b>125</b>	<b>13</b>	<b>4</b>	<b>1,862</b>	<b>794</b>
21st	Iroquois	116	8	6	1	131	76
	Kankakee	433	84	0	0	517	118
<b>21st Circuit Total</b>		<b>549</b>	<b>92</b>	<b>6</b>	<b>1</b>	<b>648</b>	<b>194</b>
<b>22nd</b>	<b>McHenry</b>	<b>563</b>	<b>147</b>	<b>72</b>	<b>26</b>	<b>808</b>	<b>276</b>
23rd	DeKalb	339	72	0	0	411	508
	Kendall	157	73	0	0	230	667
<b>23rd Circuit Total</b>		<b>496</b>	<b>145</b>	<b>0</b>	<b>0</b>	<b>641</b>	<b>1,175</b>
24th	Monroe	253	11	2	1	267	154
	Perry	108	14	1	0	123	80
	Randolph	188	14	0	0	202	122
	Washington	60	6	3	0	69	109
<b>24th Circuit Total</b>		<b>609</b>	<b>45</b>	<b>6</b>	<b>1</b>	<b>661</b>	<b>465</b>
Cook	Adult	20,011	3,833	540	52	24,436	0
	Social Service	1,631	8,491	10,894	7,313	28,329	239
<b>Cook County Total</b>		<b>21,642</b>	<b>12,324</b>	<b>11,434</b>	<b>7,365</b>	<b>52,765</b>	<b>239</b>
<b>Statewide Total</b>		<b>50,373</b>	<b>19,783</b>	<b>14,580</b>	<b>8,175</b>	<b>92,911</b>	<b>28,818</b>

# ACTIVE ADULT CASELOAD

## Statewide Active Adult Caseload



# PRETRIAL ELIGIBILITY & RELEASE TOTALS FOR THE YEAR 2023

Circuit	County	Eligibility			Pretrial Release	
		Eligible	Released Prior to Interview	Investigated	No Supervision	Supervision
1st	Alexander	0	0	103	0	26
	Jackson	0	0	876	139	0
	Johnson	0	0	27	0	13
	Massac	0	0	202	0	75
	Pope	0	0	13	0	7
	Pulaski	0	0	81	0	64
	Saline	0	0	455	0	118
	Union	0	0	192	0	164
	Williamson	0	0	1,502	0	181
	<b>1st Circuit Total</b>		<b>0</b>	<b>0</b>	<b>3,451</b>	<b>139</b>
2nd	Crawford	0	0	227	0	55
	Edwards	0	0	94	0	19
	Franklin	0	0	559	0	53
	Gallatin	0	0	61	0	6
	Hamilton	0	0	95	0	22
	Hardin	0	0	31	0	3
	Jefferson	0	0	474	0	68
	Lawrence	0	0	237	0	49
	Richland	0	0	222	0	91
	Wabash	0	0	101	0	91
	Wayne	0	0	224	0	45
	White	0	0	217	0	5
	<b>2nd Circuit Total</b>		<b>0</b>	<b>0</b>	<b>2,542</b>	<b>0</b>
3rd	Bond	0	0	128	0	71
	Madison*	2,163	74	2,668	769	30
<b>3rd Circuit Total</b>		<b>2,163</b>	<b>74</b>	<b>2,796</b>	<b>769</b>	<b>101</b>
4th	Christian	0	0	276	0	213
	Clay	0	0	144	0	22
	Clinton	0	0	299	0	32
	Effingham	0	0	404	0	120
	Fayette	0	0	375	0	319
	Jasper	0	0	87	0	23
	Marion	0	0	554	0	257
	Montgomery	0	0	493	0	472
	Shelby	0	0	183	0	109
<b>4th Circuit Total</b>		<b>0</b>	<b>0</b>	<b>2,815</b>	<b>0</b>	<b>1,567</b>
5th	Clark	0	0	80	0	20
	Coles	0	0	348	0	898
	Cumberland	0	0	47	0	18
	Edgar	0	0	154	0	72
	Vermilion	0	0	1,335	0	266
<b>5th Circuit Total</b>		<b>0</b>	<b>0</b>	<b>1,964</b>	<b>0</b>	<b>1,274</b>

\*County reported Pretrial Program Data.

# PRETRIAL ELIGIBILITY & RELEASE

Circuit	County	Eligibility			Pretrial Release	
		Eligible	Released Prior to Interview	Investigated	No Supervision	Supervision
6th	Champaign	0	0	1,996	0	254
	DeWitt	0	0	79	0	1
	Douglas	0	0	164	0	83
	Macon*	1,295	0	1,292	211	8
	Moultrie	0	0	83	0	40
	Piatt	0	0	53	0	0
<b>6th Circuit Total</b>		<b>1,295</b>	<b>0</b>	<b>3,667</b>	<b>211</b>	<b>386</b>
7th	Greene	0	0	110	0	25
	Jersey	0	0	179	0	113
	Macoupin	0	0	496	0	62
	Morgan*	245	0	245	207	9
	Sangamon*	634	0	1,044	9	176
	Scott	0	0	26	0	21
<b>7th Circuit Total</b>		<b>879</b>	<b>0</b>	<b>2,100</b>	<b>216</b>	<b>406</b>
8th	Adams*	617	12	605	195	198
	Brown	0	0	15	0	43
	Calhoun	0	0	31	0	24
	Cass	0	0	68	0	35
	Mason	0	0	80	0	28
	Menard	0	0	49	0	28
	Pike	0	0	102	0	79
	Schuyler	0	0	35	0	35
<b>8th Circuit Total</b>		<b>617</b>	<b>12</b>	<b>985</b>	<b>195</b>	<b>470</b>
9th	Fulton*	190	0	188	157	37
	Hancock*	83	0	78	47	36
	Henderson*	36	0	34	20	6
	Knox*	335	0	331	254	76
	McDonough*	164	0	165	121	9
	Warren*	73	0	72	50	21
<b>9th Circuit Total</b>		<b>881</b>	<b>0</b>	<b>868</b>	<b>649</b>	<b>185</b>
10th	Marshall	0	0	59	0	7
	Peoria*	513	0	515	122	147
	Putnam	0	0	6	0	1
	Stark	0	0	35	0	0
	Tazewell*	968	55	390	121	247
<b>10th Circuit Total</b>		<b>1,481</b>	<b>55</b>	<b>1,005</b>	<b>243</b>	<b>402</b>
11th	Ford	0	0	137	0	140
	Livingston	0	0	500	0	51
	Logan	0	0	203	0	69
	McLean*	1,835	231	1,985	1,398	69
	Woodford*	261	51	237	88	175
<b>11th Circuit Total</b>		<b>2,096</b>	<b>282</b>	<b>3,062</b>	<b>1,486</b>	<b>504</b>

\* County reported pretrial program data.

Note: Due to changes in Morgan County's case management system, probation data in this report only covers the period of January - May 2023.

# PRETRIAL ELIGIBILITY & RELEASE

Circuit	County	Eligibility			Pretrial Release	
		Eligible	Released Prior to Interview	Investigated	No Supervision	Supervision
<b>12th</b>	<b>Will*</b>	<b>2,088</b>	<b>1</b>	<b>2,289</b>	<b>715</b>	<b>807</b>
13th	Bureau	0	0	121	0	6
	Grundy	0	0	327	0	19
	LaSalle	0	0	443	0	49
<b>13th Circuit Total</b>		<b>0</b>	<b>0</b>	<b>891</b>	<b>0</b>	<b>74</b>
14th	Henry	0	0	405	0	88
	Mercer	0	0	184	0	75
	Rock Island*	1,125	18	1,071	149	279
	Whiteside	0	0	384	0	366
<b>14th Circuit Total</b>		<b>1,125</b>	<b>18</b>	<b>2,044</b>	<b>149</b>	<b>808</b>
15th	Carroll*	291	0	0	0	51
	Jo Daviess*	104	3	101	18	88
	Lee*	286	66	221	26	169
	Ogle*	212	0	217	77	42
	Stephenson*	496	0	407	88	30
<b>15th Circuit Total</b>		<b>1,389</b>	<b>69</b>	<b>946</b>	<b>209</b>	<b>380</b>
<b>16th</b>	<b>Kane*</b>	<b>3,717</b>	<b>13</b>	<b>61</b>	<b>291</b>	<b>2,789</b>
17th	Boone*	341	0	341	0	218
	Winnebago*	3,025	10	3,009	0	1,014
<b>17th Circuit Total</b>		<b>3,366</b>	<b>10</b>	<b>3,350</b>	<b>0</b>	<b>1,232</b>
<b>18th</b>	<b>DuPage*</b>	<b>902</b>	<b>123</b>	<b>603</b>	<b>0</b>	<b>2,265</b>
<b>19th</b>	<b>Lake*</b>	<b>4,037</b>	<b>0</b>	<b>4,037</b>	<b>121</b>	<b>2,207</b>
<b>20th</b>	<b>St. Clair</b>	<b>568</b>	<b>0</b>	<b>2,073</b>	<b>932</b>	<b>158</b>
21st	Iroquois	0	0	167	3	0
	Kankakee*	628	2	0	160	122
<b>21st Circuit Total</b>		<b>628</b>	<b>2</b>	<b>167</b>	<b>163</b>	<b>122</b>
<b>22nd</b>	<b>McHenry*</b>	<b>1,596</b>	<b>0</b>	<b>1,596</b>	<b>1,476</b>	<b>120</b>
23rd	DeKalb*	892	0	892	349	253
	Kendall*	701	8	702	485	178
<b>23rd Circuit Total</b>		<b>1,593</b>	<b>8</b>	<b>1,594</b>	<b>834</b>	<b>431</b>
24th	Monroe	0	0	179	0	98
	Perry	0	0	203	0	121
	Randolph	0	0	343	0	149
	Washington	0	0	145	0	122
<b>24th Circuit Total</b>		<b>568</b>	<b>0</b>	<b>2,073</b>	<b>932</b>	<b>158</b>
<b>Cook</b>	Adult*	<b>18,577</b>	<b>0</b>	<b>19,051</b>	<b>0</b>	<b>9,012</b>
	Social*	<b>15,586</b>	<b>0</b>	<b>15,586</b>	<b>0</b>	<b>4,744</b>
<b>Statewide Total</b>		<b>65,152</b>	<b>667</b>	<b>81,616</b>	<b>9,730</b>	<b>31,757</b>

\* County reported pretrial program data.

# ADULT INVESTIGATIONS REPORT

## TOTALS FOR THE YEAR 2023

Circuit	County	PSI	Abbrev. PSI	Record Check	Other	Total
1st	Alexander	19	0	1	0	20
	Jackson	42	0	14	0	56
	Johnson	18	0	0	0	18
	Massac	13	0	0	0	13
	Pope	9	0	9	0	18
	Pulaski	3	0	0	0	3
	Saline	57	2	0	0	59
	Union	44	5	2	0	51
	Williamson	21	0	31	0	52
<b>1st Circuit Total</b>		<b>226</b>	<b>7</b>	<b>57</b>	<b>0</b>	<b>290</b>
2nd	Crawford	35	0	0	0	35
	Edwards	14	0	12	0	26
	Franklin	24	0	6	0	30
	Gallatin	7	0	3	0	10
	Hamilton	3	0	2	0	5
	Hardin	5	0	2	0	7
	Jefferson	73	2	32	0	107
	Lawrence	29	0	0	0	29
	Richland	26	0	26	0	52
	Wabash	11	0	0	0	11
	Wayne	54	13	24	0	91
	White	19	0	0	0	19
	<b>2nd Circuit Total</b>		<b>300</b>	<b>15</b>	<b>107</b>	<b>0</b>
3rd	Bond	34	0	149	0	183
	Madison	32	0	0	293	325
<b>3rd Circuit Total</b>		<b>66</b>	<b>0</b>	<b>149</b>	<b>293</b>	<b>508</b>
4th	Christian	22	7	26	39	94
	Clay	16	0	29	0	45
	Clinton	49	0	31	20	100
	Effingham	51	0	37	0	88
	Fayette	24	0	92	5	121
	Jasper	1	1	35	0	37
	Marion	87	0	94	79	260
	Montgomery	43	0	0	1	44
	Shelby	19	0	0	0	19
<b>4th Circuit Total</b>		<b>312</b>	<b>8</b>	<b>344</b>	<b>144</b>	<b>808</b>
5th	Clark	6	0	0	0	6
	Coles	37	0	0	14	51
	Cumberland	8	0	0	0	8
	Edgar	13	0	0	0	13
	Vermilion	13	0	0	79	92
<b>5th Circuit Total</b>		<b>77</b>	<b>0</b>	<b>0</b>	<b>93</b>	<b>170</b>

# ADULT INVESTIGATIONS REPORT

Circuit	County	PSI	Abbrev. PSI	Record Check	Other	Total
6th	Champaign	249	0	53	41	343
	DeWitt	0	0	0	0	0
	Douglas	10	5	0	0	15
	Macon	212	694	49	83	1,038
	Moultrie	1	0	0	0	1
	Piatt	48	5	2	0	55
<b>6th Circuit Total</b>		<b>520</b>	<b>704</b>	<b>104</b>	<b>124</b>	<b>1,452</b>
7th	Greene	9	0	0	0	9
	Jersey	8	5	0	0	13
	Macoupin	36	0	1	0	37
	Morgan	0	0	0	0	0
	Sangamon	40	0	5	65	110
	Scott	2	0	0	0	2
<b>7th Circuit Total</b>		<b>95</b>	<b>5</b>	<b>6</b>	<b>65</b>	<b>171</b>
8th	Adams	204	0	0	60	264
	Brown	2	0	0	0	2
	Calhoun	1	0	0	0	1
	Cass	19	0	0	0	19
	Mason	12	0	3	0	15
	Menard	8	0	0	0	8
	Pike	121	3	0	0	124
	Schuyler	4	1	0	0	5
<b>8th Circuit Total</b>		<b>371</b>	<b>4</b>	<b>3</b>	<b>60</b>	<b>438</b>
9th	Fulton	13	1	17	8	39
	Hancock	18	0	2	26	46
	Henderson	4	0	1	5	10
	Knox	22	3	9	16	50
	McDonough	11	0	7	64	82
	Warren	8	0	1	6	15
<b>9th Circuit Total</b>		<b>76</b>	<b>4</b>	<b>37</b>	<b>125</b>	<b>242</b>
10th	Marshall	4	0	0	0	4
	Peoria	73	6	13	0	92
	Putnam	0	0	0	0	0
	Stark	2	1	0	0	3
	Tazewell	75	0	0	469	544
<b>10th Circuit Total</b>		<b>154</b>	<b>7</b>	<b>13</b>	<b>469</b>	<b>643</b>
11th	Ford	45	3	1	0	49
	Livingston	71	0	0	1	72
	Logan	28	0	0	0	28
	McLean	165	0	1,990	0	2,155
	Woodford	118	181	0	0	299
<b>11th Circuit Total</b>		<b>427</b>	<b>184</b>	<b>1,991</b>	<b>1</b>	<b>2,603</b>

Note: Due to changes in Morgan County's case management system, probation data in this report only covers the period of January - May 2023.



# ADULT INVESTIGATIONS REPORT

Circuit	County	PSI	Abbrev. PSI	Record Check	Other	Total
<b>12th</b>	<b>Will</b>	<b>254</b>	<b>0</b>	<b>0</b>	<b>0</b>	<b>254</b>
13th	Bureau	9	5	1	0	15
	Grundy	24	0	5	0	29
	LaSalle	38	16	12	29	95
<b>13th Circuit Total</b>		<b>71</b>	<b>21</b>	<b>18</b>	<b>29</b>	<b>139</b>
14th	Henry	54	0	20	336	410
	Mercer	13	1	3	1	18
	Rock Island	76	1	22	433	532
	Whiteside	20	0	3	17	40
<b>14th Circuit Total</b>		<b>163</b>	<b>2</b>	<b>48</b>	<b>787</b>	<b>1,000</b>
15th	Carroll	10	1	0	0	11
	Jo Daviess	7	0	7	0	14
	Lee	11	0	0	0	11
	Ogle	6	0	6	10	22
	Stephenson	35	0	0	0	35
<b>15th Circuit Total</b>		<b>69</b>	<b>1</b>	<b>13</b>	<b>10</b>	<b>93</b>
<b>16th</b>	<b>Kane</b>	<b>97</b>	<b>1</b>	<b>97</b>	<b>12</b>	<b>207</b>
17th	Boone	19	0	0	0	19
	Winnebago	175	0	0	0	175
<b>17th Circuit Total</b>		<b>194</b>	<b>0</b>	<b>0</b>	<b>0</b>	<b>194</b>
<b>18th</b>	<b>DuPage</b>	<b>302</b>	<b>0</b>	<b>302</b>	<b>0</b>	<b>604</b>
<b>19th</b>	<b>Lake</b>	<b>86</b>	<b>41</b>	<b>105</b>	<b>44</b>	<b>276</b>
<b>20th</b>	<b>St. Clair</b>	<b>85</b>	<b>0</b>	<b>565</b>	<b>189</b>	<b>839</b>
21st	Iroquois	6	0	47	0	53
	Kankakee	64	0	4	68	136
<b>21st Circuit Total</b>		<b>70</b>	<b>0</b>	<b>51</b>	<b>68</b>	<b>189</b>
<b>22nd</b>	<b>McHenry</b>	<b>35</b>	<b>0</b>	<b>0</b>	<b>35</b>	<b>70</b>
23rd	DeKalb	28	0	0	105	133
	Kendall	84	1	2	41	128
<b>23rd Circuit Total</b>		<b>112</b>	<b>1</b>	<b>2</b>	<b>146</b>	<b>261</b>
24th	Monroe	11	0	0	0	11
	Perry	6	0	0	6	12
	Randolph	20	0	9	0	29
	Washington	11	1	20	5	37
<b>24th Circuit Total</b>		<b>48</b>	<b>1</b>	<b>29</b>	<b>11</b>	<b>89</b>
Cook	Adult	810	0	0	0	810
	Social Service	0	0	0	0	0
<b>Cook County Total</b>		<b>810</b>	<b>0</b>	<b>0</b>	<b>0</b>	<b>810</b>
<b>Statewide Total</b>		<b>5,020</b>	<b>1,006</b>	<b>4,041</b>	<b>2,705</b>	<b>12,772</b>

# ADULT PROBATION PROGRAMS ORDERED TOTALS FOR THE YEAR 2023

Circuit	County	Alcohol	Drug	Alcohol & Drug	Mental Health	Sex Offender	TASC	Total
1st	Alexander	3	3	5	0	0	0	11
	Jackson	1	13	13	17	0	1	45
	Johnson	0	0	0	1	0	0	1
	Massac	0	0	4	0	0	0	4
	Pope	0	0	0	0	0	0	0
	Pulaski	1	0	18	4	0	0	23
	Saline	0	0	0	0	0	0	0
	Union	0	0	0	0	1	0	1
	Williamson	3	1	155	83	2	0	244
<b>1st Circuit Total</b>		<b>8</b>	<b>17</b>	<b>195</b>	<b>105</b>	<b>3</b>	<b>1</b>	<b>329</b>
2nd	Crawford	0	0	20	5	0	0	25
	Edwards	2	1	17	6	2	0	28
	Franklin	0	2	103	38	4	0	147
	Gallatin	0	0	23	0	0	0	23
	Hamilton	0	2	29	2	0	0	33
	Hardin	0	0	18	2	0	0	20
	Jefferson	0	0	0	0	0	0	0
	Lawrence	3	0	73	13	2	0	91
	Richland	2	0	82	1	0	0	85
	Wabash	0	0	11	0	0	0	11
	Wayne	0	0	32	2	0	0	34
	White	6	10	12	8	0	0	36
	<b>2nd Circuit Total</b>		<b>13</b>	<b>15</b>	<b>420</b>	<b>77</b>	<b>8</b>	<b>0</b>
3rd	Bond	0	2	0	0	3	0	5
	Madison	17	148	100	114	9	1	389
<b>3rd Circuit Total</b>		<b>17</b>	<b>150</b>	<b>100</b>	<b>114</b>	<b>12</b>	<b>1</b>	<b>394</b>
4th	Christian	3	5	60	8	3	1	80
	Clay	0	1	0	3	0	15	19
	Clinton	0	1	41	22	0	0	64
	Effingham	58	126	30	31	1	0	246
	Fayette	1	3	138	0	0	0	142
	Jasper	0	0	0	0	0	0	0
	Marion	0	0	363	271	0	4	638
	Montgomery	1	1	2	7	2	5	18
	Shelby	6	13	8	14	5	1	47
<b>4th Circuit Total</b>		<b>69</b>	<b>150</b>	<b>642</b>	<b>356</b>	<b>11</b>	<b>26</b>	<b>1,254</b>
5th	Clark	2	1	57	21	0	0	81
	Coles	0	0	2	0	0	0	2
	Cumberland	0	0	0	0	0	0	0
	Edgar	5	5	4	14	0	0	28
Vermilion	2	23	70	121	6	1	223	
<b>5th Circuit Total</b>		<b>9</b>	<b>29</b>	<b>133</b>	<b>156</b>	<b>6</b>	<b>1</b>	<b>334</b>

# ADULT PROBATION PROGRAMS ORDERED

Circuit	County	Alcohol	Drug	Alcohol & Drug	Mental Health	Sex Offender	TASC	Total
6th	Champaign	2	0	189	121	12	0	324
	DeWitt	0	0	0	0	0	0	0
	Douglas	0	0	63	9	0	0	72
	Macon	1	50	4	79	6	1	141
	Moultrie	0	0	1	0	0	0	1
	Piatt	5	0	20	17	1	0	43
<b>6th Circuit Total</b>		<b>8</b>	<b>50</b>	<b>277</b>	<b>226</b>	<b>19</b>	<b>1</b>	<b>581</b>
7th	Greene	0	0	0	0	0	0	0
	Jersey	0	0	0	0	0	0	0
	Macoupin	2	1	0	2	0	1	6
	Morgan	0	0	0	0	0	0	0
	Sangamon	4	25	323	117	6	6	481
	Scott	0	0	0	0	0	0	0
<b>7th Circuit Total</b>		<b>6</b>	<b>26</b>	<b>323</b>	<b>119</b>	<b>6</b>	<b>7</b>	<b>487</b>
8th	Adams	6	19	257	285	3	1	571
	Brown	0	0	0	0	0	0	0
	Calhoun	6	5	5	6	0	0	22
	Cass	0	1	0	0	0	0	1
	Mason	0	0	0	0	0	0	0
	Menard	0	0	0	0	0	0	0
	Pike	0	0	0	26	3	0	29
	Schuyler	0	3	1	0	0	0	4
<b>8th Circuit Total</b>		<b>12</b>	<b>28</b>	<b>263</b>	<b>317</b>	<b>6</b>	<b>1</b>	<b>627</b>
9th	Fulton	0	0	47	10	5	10	72
	Hancock	0	0	40	39	0	0	79
	Henderson	0	0	17	12	0	0	29
	Knox	0	0	83	24	3	2	112
	McDonough	0	0	31	10	1	4	46
	Warren	0	0	22	4	0	0	26
<b>9th Circuit Total</b>		<b>0</b>	<b>0</b>	<b>240</b>	<b>99</b>	<b>9</b>	<b>16</b>	<b>364</b>
10th	Marshall	0	0	0	0	0	0	0
	Peoria	0	0	419	40	19	0	478
	Putnam	0	0	0	0	0	0	0
	Stark	0	0	0	0	0	0	0
	Tazewell	0	0	92	147	6	4	249
<b>10th Circuit Total</b>		<b>0</b>	<b>0</b>	<b>511</b>	<b>187</b>	<b>25</b>	<b>4</b>	<b>727</b>
11th	Ford	0	0	7	14	12	0	33
	Livingston	0	8	107	18	22	0	155
	Logan	5	1	38	11	1	0	56
	McLean	4	9	258	57	2	1	331
	Woodford	0	3	135	23	2	0	163
<b>11th Circuit Total</b>		<b>9</b>	<b>21</b>	<b>545</b>	<b>123</b>	<b>39</b>	<b>1</b>	<b>738</b>

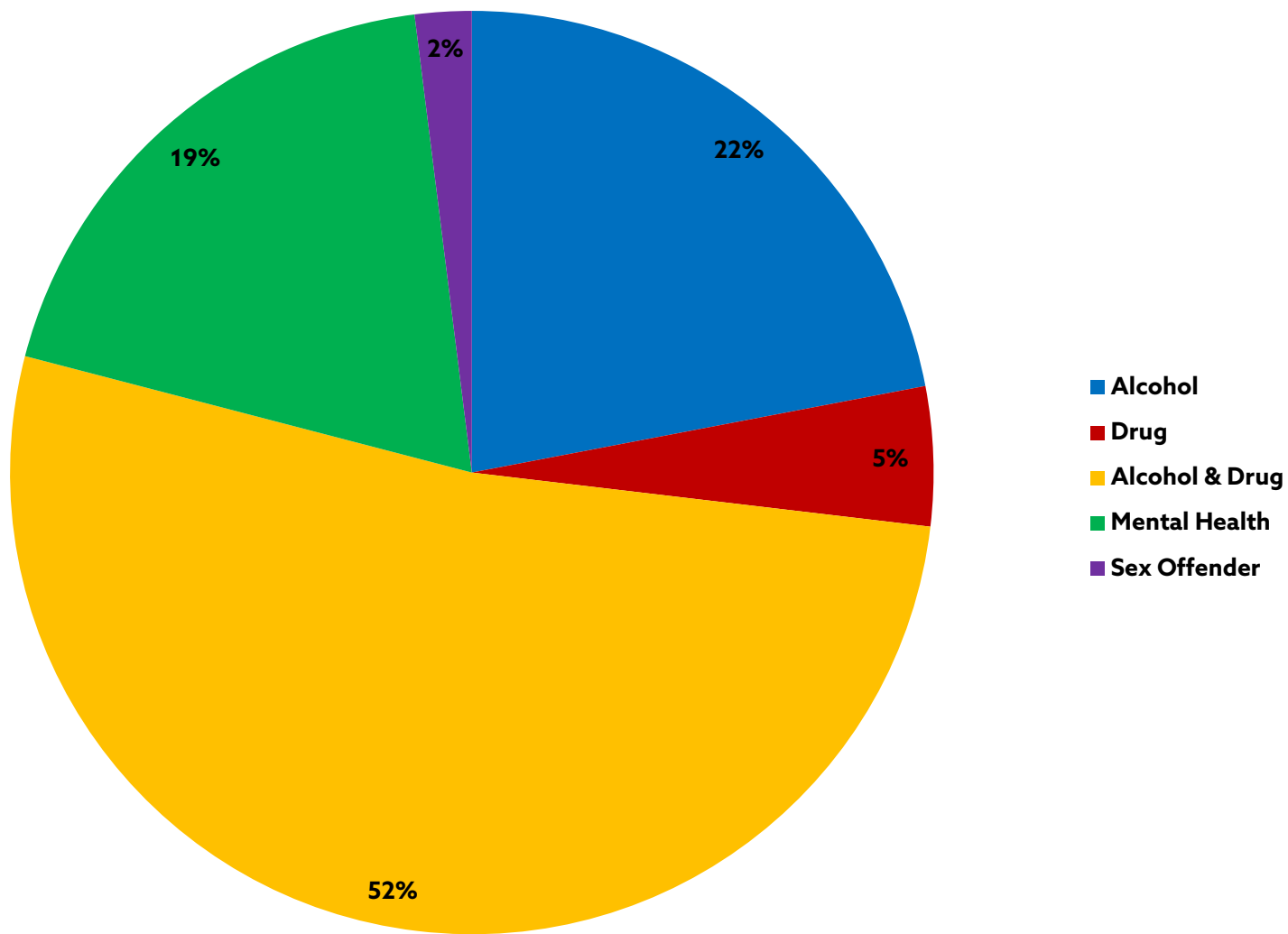
Note: Due to changes in Morgan County's case management system, probation data in this report only covers the period of January - May 2023.

# ADULT PROBATION PROGRAMS ORDERED

Circuit	County	Alcohol	Drug	Alcohol & Drug	Mental Health	Sex Offender	TASC	Total
<b>12th</b>	<b>Will</b>	<b>1</b>	<b>9</b>	<b>69</b>	<b>39</b>	<b>0</b>	<b>0</b>	<b>118</b>
13th	Bureau	0	3	6	0	0	1	10
	Grundy	0	1	2	0	1	0	4
	LaSalle	1	5	15	23	2	5	51
<b>13th Circuit Total</b>		<b>1</b>	<b>9</b>	<b>23</b>	<b>23</b>	<b>3</b>	<b>6</b>	<b>65</b>
14th	Henry	0	0	45	37	2	2	86
	Mercer	5	0	31	30	1	1	68
	Rock Island	72	28	452	187	4	2	745
	Whiteside	3	1	79	46	3	0	132
<b>14th Circuit Total</b>		<b>80</b>	<b>29</b>	<b>607</b>	<b>300</b>	<b>10</b>	<b>5</b>	<b>1,031</b>
15th	Carroll	1	0	0	0	0	0	1
	Jo Daviess	0	0	1	0	0	0	1
	Lee	32	3	43	9	10	1	98
	Ogle	0	4	4	21	6	0	35
	Stephenson	0	0	1	14	3	0	18
<b>15th Circuit Total</b>		<b>33</b>	<b>7</b>	<b>49</b>	<b>44</b>	<b>19</b>	<b>1</b>	<b>153</b>
<b>16th</b>	<b>Kane</b>	<b>37</b>	<b>6</b>	<b>335</b>	<b>211</b>	<b>43</b>	<b>8</b>	<b>640</b>
17th	Boone	63	36	81	97	8	1	286
	Winnebago	0	0	1,467	29	62	0	1,558
<b>17th Circuit Total</b>		<b>63</b>	<b>36</b>	<b>1,548</b>	<b>126</b>	<b>70</b>	<b>1</b>	<b>1,844</b>
<b>18th</b>	<b>DuPage</b>	<b>0</b>	<b>0</b>	<b>0</b>	<b>0</b>	<b>0</b>	<b>0</b>	<b>0</b>
<b>19th</b>	<b>Lake</b>	<b>9</b>	<b>5</b>	<b>189</b>	<b>62</b>	<b>30</b>	<b>0</b>	<b>295</b>
<b>20th</b>	<b>St. Clair</b>	<b>104</b>	<b>40</b>	<b>1,000</b>	<b>204</b>	<b>9</b>	<b>127</b>	<b>1,484</b>
21st	Iroquois	0	0	0	0	1	0	1
	Kankakee	0	1	1	1	0	0	3
<b>21st Circuit Total</b>		<b>0</b>	<b>1</b>	<b>1</b>	<b>1</b>	<b>1</b>	<b>0</b>	<b>4</b>
<b>22nd</b>	<b>McHenry</b>	<b>20</b>	<b>60</b>	<b>0</b>	<b>12</b>	<b>15</b>	<b>0</b>	<b>107</b>
23rd	DeKalb	4	4	77	0	0	10	95
	Kendall	14	13	74	0	0	3	104
<b>23rd Circuit Total</b>		<b>18</b>	<b>17</b>	<b>151</b>	<b>0</b>	<b>0</b>	<b>13</b>	<b>199</b>
24th	Monroe	0	2	0	71	1	1	75
	Perry	2	20	3	18	1	32	76
	Randolph	1	2	24	23	0	16	66
	Washington	0	5	19	37	0	0	61
<b>24th Circuit Total</b>		<b>3</b>	<b>29</b>	<b>46</b>	<b>149</b>	<b>2</b>	<b>49</b>	<b>278</b>
Cook	Adult	35	139	216	76	9	20	495
	Social Service	3,384	0	1,463	269	0	0	5,116
<b>Cook County Total</b>		<b>3,419</b>	<b>139</b>	<b>1,679</b>	<b>345</b>	<b>9</b>	<b>20</b>	<b>5,611</b>
<b>Statewide Total</b>		<b>3,939</b>	<b>873</b>	<b>9,346</b>	<b>3,395</b>	<b>355</b>	<b>289</b>	<b>18,197</b>

# ADULT PROBATION PROGRAMS ORDERED

## Statewide Adult Programs Ordered



# ADULT RISK CLASSIFICATION

## AS OF DECEMBER 31, 2023

Circuit	County	Maximum	Medium	Minimum	Unclassified	Total
1st	Alexander	4	21	38	16	79
	Jackson	13	71	167	239	490
	Johnson	11	28	47	14	100
	Massac	1	27	101	54	183
	Pope	0	8	10	12	30
	Pulaski	3	14	44	7	68
	Saline	16	66	202	199	483
	Union	2	20	91	29	142
	Williamson	12	72	266	345	695
<b>1st Circuit Total</b>		<b>62</b>	<b>327</b>	<b>966</b>	<b>915</b>	<b>2,270</b>
2nd	Crawford	164	0	0	0	164
	Edwards	20	35	18	9	82
	Franklin	16	75	144	85	320
	Gallatin	2	18	30	6	56
	Hamilton	5	19	41	18	83
	Hardin	0	7	39	4	50
	Jefferson	10	135	165	263	573
	Lawrence	14	68	31	0	113
	Richland	65	155	79	57	356
	Wabash	1	63	22	0	86
	Wayne	14	60	56	47	177
	White	11	87	109	0	207
	<b>2nd Circuit Total</b>		<b>322</b>	<b>722</b>	<b>734</b>	<b>489</b>
3rd	Bond	0	39	66	49	154
	Madison	236	782	946	25	1,989
<b>3rd Circuit Total</b>		<b>236</b>	<b>821</b>	<b>1,012</b>	<b>74</b>	<b>2,143</b>
4th	Christian	31	190	136	0	357
	Clay	16	25	70	83	194
	Clinton	8	44	15	47	114
	Effingham	44	107	144	119	414
	Fayette	18	98	19	88	223
	Jasper	0	11	67	47	125
	Marion	32	84	265	202	583
	Montgomery	5	37	13	51	106
	Shelby	7	50	75	24	156
<b>4th Circuit Total</b>		<b>161</b>	<b>646</b>	<b>804</b>	<b>661</b>	<b>2,272</b>
5th	Clark	9	27	51	54	141
	Coles	45	188	193	165	591
	Cumberland	4	14	21	22	61
	Edgar	2	18	118	23	161
	Vermilion	208	484	145	1	838
<b>5th Circuit Total</b>		<b>268</b>	<b>731</b>	<b>528</b>	<b>265</b>	<b>1,792</b>

# ADULT RISK CLASSIFICATION

Circuit	County	Maximum	Medium	Minimum	Unclassified	Total
6th	Champaign	117	449	565	98	1,229
	DeWitt	0	0	0	0	0
	Douglas	3	24	123	13	163
	Macon	149	570	288	3	1,010
	Moultrie	1	14	46	68	129
	Piatt	6	46	75	8	135
<b>6th Circuit Total</b>		<b>276</b>	<b>1,103</b>	<b>1,097</b>	<b>190</b>	<b>2,666</b>
7th	Greene	21	17	37	45	120
	Jersey	5	16	38	126	185
	Macoupin	66	180	74	90	410
	Morgan	0	0	0	0	0
	Sangamon	213	386	253	91	943
	Scott	2	2	19	5	28
<b>7th Circuit Total</b>		<b>307</b>	<b>601</b>	<b>421</b>	<b>357</b>	<b>1,686</b>
8th	Adams	161	209	132	103	605
	Brown	0	5	16	3	24
	Calhoun	0	0	0	47	47
	Cass	14	15	24	21	74
	Mason	4	14	58	21	97
	Menard	2	3	9	8	22
	Pike	1	11	82	149	243
	Schuyler	2	8	28	22	60
<b>8th Circuit Total</b>		<b>184</b>	<b>265</b>	<b>349</b>	<b>374</b>	<b>1,172</b>
9th	Fulton	42	47	32	0	121
	Hancock	7	21	52	0	80
	Henderson	6	6	19	0	31
	Knox	43	64	96	0	203
	McDonough	18	28	30	0	76
	Warren	10	19	29	0	58
<b>9th Circuit Total</b>		<b>126</b>	<b>185</b>	<b>258</b>	<b>0</b>	<b>569</b>
10th	Marshall	0	2	0	0	2
	Peoria	58	506	51	74	689
	Putnam	1	9	10	3	23
	Stark	3	20	5	3	31
	Tazewell	329	144	45	99	617
<b>10th Circuit Total</b>		<b>391</b>	<b>681</b>	<b>111</b>	<b>179</b>	<b>1,362</b>
11th	Ford	11	21	48	31	111
	Livingston	19	86	73	101	279
	Logan	12	38	88	86	224
	McLean	255	564	506	22	1,347
	Woodford	19	28	52	236	335
<b>11th Circuit Total</b>		<b>316</b>	<b>737</b>	<b>767</b>	<b>476</b>	<b>2,296</b>

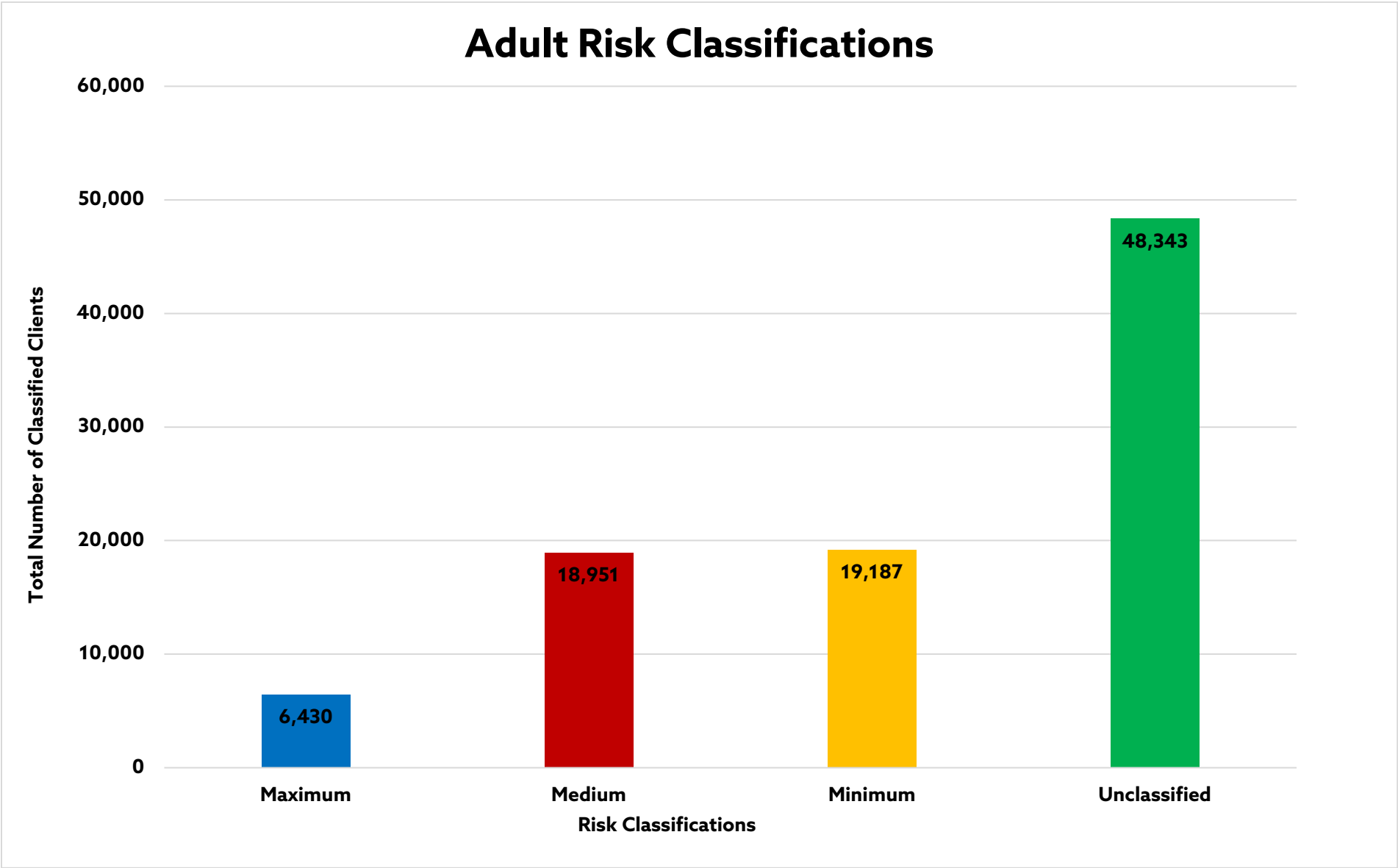
Note: Due to changes in Morgan County's case management system, probation data in this report only covers the period of January - May 2023.

# ADULT RISK CLASSIFICATION

Circuit	County	Maximum	Medium	Minimum	Unclassified	Total
<b>12th</b>	<b>Will</b>	<b>138</b>	<b>391</b>	<b>645</b>	<b>302</b>	<b>1,476</b>
13th	Bureau	6	31	45	32	114
	Grundy	6	26	98	24	154
	LaSalle	49	220	211	24	504
<b>13th Circuit Total</b>		<b>61</b>	<b>277</b>	<b>354</b>	<b>80</b>	<b>772</b>
14th	Henry	71	72	41	1	185
	Mercer	0	45	25	0	70
	Rock Island	114	368	652	171	1,305
	Whiteside	86	188	198	0	472
<b>14th Circuit Total</b>		<b>271</b>	<b>673</b>	<b>916</b>	<b>172</b>	<b>2,032</b>
15th	Carroll	3	24	3	22	52
	Jo Daviess	13	52	43	28	136
	Lee	33	80	93	26	232
	Ogle	4	36	175	83	298
	Stephenson	74	227	70	449	820
<b>15th Circuit Total</b>		<b>127</b>	<b>419</b>	<b>384</b>	<b>608</b>	<b>1,538</b>
<b>16th</b>	<b>Kane</b>	<b>303</b>	<b>561</b>	<b>1,228</b>	<b>82</b>	<b>2,174</b>
17th	Boone	17	38	193	37	285
	Winnebago	602	879	335	190	2,006
<b>17th Circuit Total</b>		<b>619</b>	<b>917</b>	<b>528</b>	<b>227</b>	<b>2,291</b>
<b>18th</b>	<b>DuPage</b>	<b>318</b>	<b>823</b>	<b>1,281</b>	<b>381</b>	<b>2,803</b>
<b>19th</b>	<b>Lake</b>	<b>249</b>	<b>1,061</b>	<b>392</b>	<b>243</b>	<b>1,945</b>
<b>20th</b>	<b>St. Clair</b>	<b>176</b>	<b>938</b>	<b>425</b>	<b>323</b>	<b>1,862</b>
21st	Iroquois	23	32	52	24	131
	Kankakee	217	224	76	0	517
<b>21st Circuit Total</b>		<b>240</b>	<b>256</b>	<b>128</b>	<b>24</b>	<b>648</b>
<b>22nd</b>	<b>McHenry</b>	<b>63</b>	<b>325</b>	<b>345</b>	<b>75</b>	<b>808</b>
23rd	DeKalb	41	94	158	118	411
	Kendall	12	93	30	95	230
<b>23rd Circuit Total</b>		<b>53</b>	<b>187</b>	<b>188</b>	<b>213</b>	<b>641</b>
24th	Monroe	0	1	0	266	267
	Perry	2	14	16	91	123
	Randolph	27	106	30	39	202
	Washington	5	5	9	50	69
<b>24th Circuit Total</b>		<b>34</b>	<b>126</b>	<b>55</b>	<b>446</b>	<b>661</b>
Cook	Adult	1,044	4,399	3,845	15,148	24,436
	Social Service	85	779	1,426	26,039	28,329
<b>Cook County Total</b>		<b>1,129</b>	<b>5,178</b>	<b>5,271</b>	<b>41,187</b>	<b>52,765</b>
<b>Statewide Total</b>		<b>6,430</b>	<b>18,951</b>	<b>19,187</b>	<b>48,343</b>	<b>92,911</b>



# ADULT RISK CLASSIFICATION



# ACTIVE JUVENILE CASELOAD AS OF DECEMBER 31, 2023

Circuit	County	Probation	Supervision	CUS	Informal	Other	Total	Admin.
1st	Alexander	5	0	0	0	0	5	1
	Jackson	18	1	21	0	0	40	2
	Johnson	2	2	4	0	1	9	1
	Massac	5	2	0	1	1	9	2
	Pope	2	2	0	0	0	4	0
	Pulaski	3	1	2	0	0	6	0
	Saline	10	2	0	1	0	13	0
	Union	2	0	0	0	2	4	1
	Williamson	13	0	5	7	0	25	1
<b>1st Circuit Total</b>		<b>60</b>	<b>10</b>	<b>32</b>	<b>9</b>	<b>4</b>	<b>115</b>	<b>8</b>
2nd	Crawford	0	0	0	0	0	0	0
	Edwards	1	0	0	0	0	1	0
	Franklin	8	0	2	16	1	27	1
	Gallatin	2	0	1	0	0	3	0
	Hamilton	3	0	0	0	0	3	3
	Hardin	0	0	0	0	0	0	0
	Jefferson	29	1	5	0	0	35	0
	Lawrence	5	1	0	0	0	6	0
	Richland	24	0	0	0	0	24	6
	Wabash	7	2	0	0	0	9	7
	Wayne	3	0	4	0	0	7	2
	White	12	0	1	0	0	13	1
<b>2nd Circuit Total</b>		<b>94</b>	<b>4</b>	<b>13</b>	<b>16</b>	<b>1</b>	<b>128</b>	<b>20</b>
3rd	Bond	5	0	11	1	0	17	4
	Madison	44	0	100	43	0	187	26
<b>3rd Circuit Total</b>		<b>49</b>	<b>0</b>	<b>111</b>	<b>44</b>	<b>0</b>	<b>204</b>	<b>30</b>
4th	Christian	14	0	3	0	0	17	3
	Clay	5	0	3	0	0	8	1
	Clinton	16	0	9	0	0	25	21
	Effingham	15	0	12	0	0	27	12
	Fayette	10	3	1	0	1	15	0
	Jasper	5	3	3	0	1	12	1
	Marion	23	2	8	0	0	33	24
	Montgomery	0	0	1	0	0	1	5
	Shelby	11	3	0	0	0	14	0
<b>4th Circuit Total</b>		<b>99</b>	<b>11</b>	<b>40</b>	<b>0</b>	<b>2</b>	<b>152</b>	<b>67</b>
5th	Clark	6	0	0	0	0	6	0
	Coles	31	4	4	9	0	48	9
	Cumberland	4	2	0	0	1	7	0
	Edgar	5	0	0	0	0	5	0
<b>5th Circuit Total</b>		<b>90</b>	<b>6</b>	<b>16</b>	<b>9</b>	<b>1</b>	<b>122</b>	<b>9</b>

# ACTIVE JUVENILE CASELOAD

Circuit	County	Probation	Supervision	CUS	Informal	Other	Total	Admin.
6th	Champaign	73	0	8	7	0	88	6
	DeWitt	0	0	0	0	0	0	
	Douglas	2	3	1	1	0	7	3
	Macon	34	0	41	0	0	75	0
	Moultrie	5	3	0	0	0	8	0
	Piatt	3	2	0	0	0	5	0
<b>6th Circuit Total</b>		<b>117</b>	<b>8</b>	<b>50</b>	<b>8</b>	<b>0</b>	<b>183</b>	<b>9</b>
7th	Greene	5	2	0	0	0	7	1
	Jersey	21	5	6	0	0	32	2
	Macoupin	7	3	12	0	0	22	5
	Morgan	0	0	0	0	0	0	
	Sangamon	107	43	9	0	0	159	3
	Scott	1	0	0	0	0	1	0
<b>7th Circuit Total</b>		<b>141</b>	<b>53</b>	<b>27</b>	<b>0</b>	<b>0</b>	<b>221</b>	<b>11</b>
8th	Adams	26	0	2	4	0	32	4
	Brown	0	0	0	0	0	0	0
	Calhoun	2	0	3	0	0	5	0
	Cass	5	0	3	0	0	8	0
	Mason	8	0	12	0	0	20	0
	Menard	2	0	0	0	0	2	0
	Pike	6	1	15	1	0	23	1
	Schuyler	0	0	0	0	0	0	0
<b>8th Circuit Total</b>		<b>49</b>	<b>1</b>	<b>35</b>	<b>5</b>	<b>0</b>	<b>90</b>	<b>5</b>
9th	Fulton	8	0	7	2	0	17	0
	Hancock	5	0	4	0	0	9	0
	Henderson	6	0	0	0	0	6	4
	Knox	20	0	20	3	0	43	2
	McDonough	12	0	13	3	0	28	10
	Warren	8	0	4	6	0	18	1
<b>9th Circuit Total</b>		<b>59</b>	<b>0</b>	<b>48</b>	<b>14</b>	<b>0</b>	<b>121</b>	<b>17</b>
10th	Marshall	0	0	0	0	0	0	0
	Peoria	231	0	14	0	17	262	0
	Putnam	9	0	1	0	0	10	0
	Stark	2	0	0	0	0	2	0
	Tazewell	73	0	46	0	0	119	9
<b>10th Circuit Total</b>		<b>315</b>	<b>0</b>	<b>61</b>	<b>0</b>	<b>17</b>	<b>393</b>	<b>9</b>
11th	Ford	5	0	0	0	0	5	7
	Livingston	19	2	1	10	0	32	1
	Logan	17	1	2	0	0	20	2
	McLean	62	0	11	13	0	86	1
	Woodford	54	0	1	0	0	55	0
<b>11th Circuit Total</b>		<b>157</b>	<b>3</b>	<b>15</b>	<b>23</b>	<b>0</b>	<b>198</b>	<b>11</b>

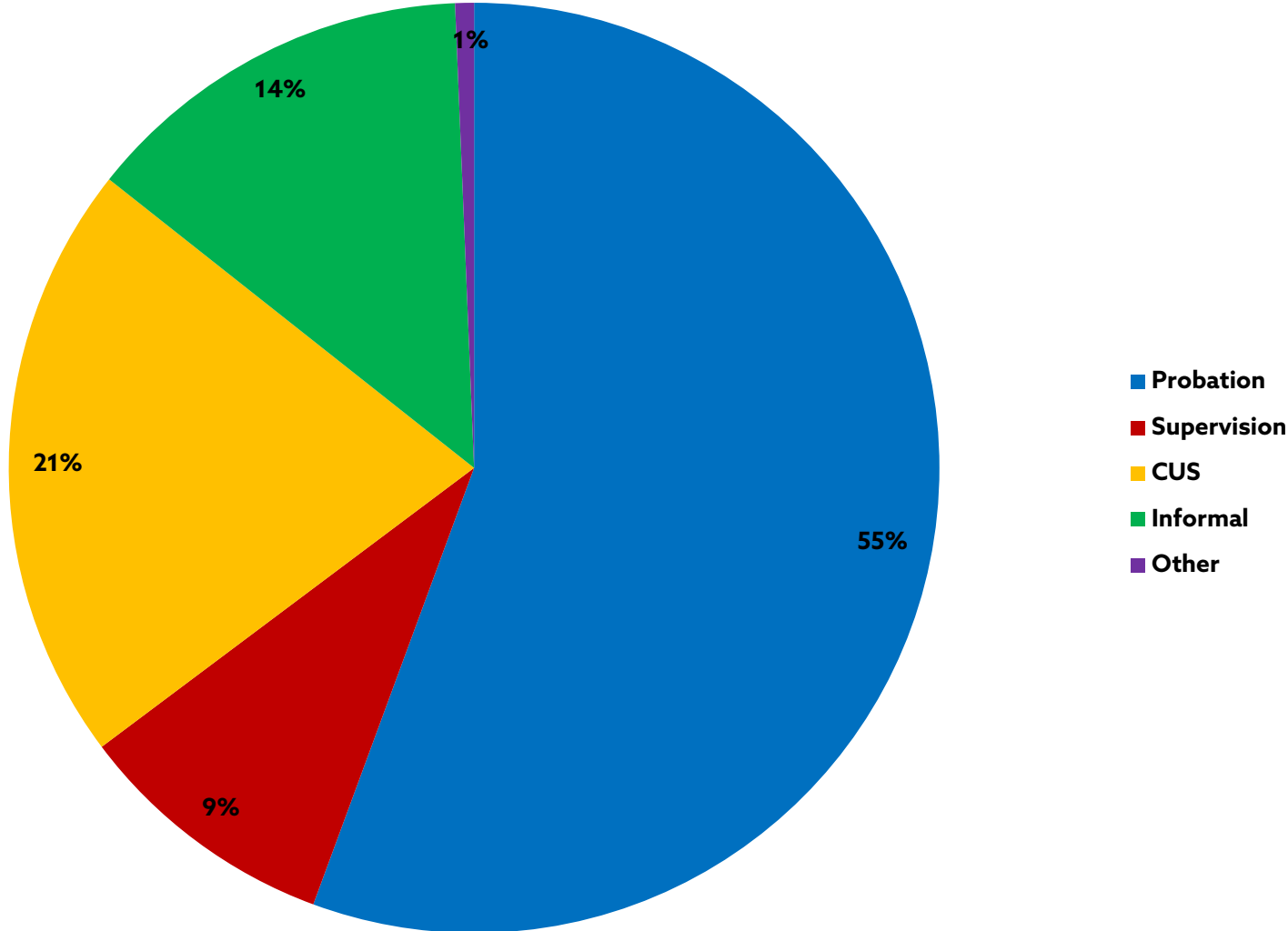
Note: Due to changes in Morgan County's case management system, probation data in this report only covers the period of January - May 2023.

# ACTIVE JUVENILE CASELOAD

Circuit	County	Probation	Supervision	CUS	Informal	Other	Total	Admin.
<b>12th</b>	<b>Will</b>	<b>137</b>	<b>0</b>	<b>149</b>	<b>24</b>	<b>0</b>	<b>310</b>	<b>25</b>
13th	Bureau	29	5	5	2	1	42	5
	Grundy	10	11	0	4	0	25	2
	LaSalle	31	1	51	7	1	91	8
<b>13th Circuit Total</b>		<b>70</b>	<b>17</b>	<b>56</b>	<b>13</b>	<b>2</b>	<b>158</b>	<b>15</b>
14th	Henry	24	0	1	31	0	56	39
	Mercer	7	0	4	0	0	11	10
	Rock Island	49	0	33	63	0	145	62
	Whiteside	21	4	0	7	0	32	3
<b>14th Circuit Total</b>		<b>101</b>	<b>4</b>	<b>38</b>	<b>101</b>	<b>0</b>	<b>244</b>	<b>114</b>
15th	Carroll	8	0	0	1	0	9	0
	Jo Daviess	1	2	0	8	1	12	0
	Lee	15	0	4	2	1	22	2
	Ogle	1	7	0	0	0	8	0
	Stephenson	26	0	22	4	0	52	13
<b>15th Circuit Total</b>		<b>51</b>	<b>9</b>	<b>26</b>	<b>15</b>	<b>2</b>	<b>103</b>	<b>15</b>
<b>16th</b>	<b>Kane</b>	<b>157</b>	<b>0</b>	<b>50</b>	<b>35</b>	<b>0</b>	<b>242</b>	<b>1</b>
17th	Boone	38	0	15	2	0	55	0
	Winnebago	124	0	103	10	2	239	21
<b>17th Circuit Total</b>		<b>162</b>	<b>0</b>	<b>118</b>	<b>12</b>	<b>2</b>	<b>294</b>	<b>21</b>
<b>18th</b>	<b>DuPage</b>	<b>72</b>	<b>7</b>	<b>80</b>	<b>81</b>	<b>0</b>	<b>240</b>	<b>50</b>
<b>19th</b>	<b>Lake</b>	<b>109</b>	<b>0</b>	<b>59</b>	<b>28</b>	<b>0</b>	<b>196</b>	<b>8</b>
<b>20th</b>	<b>St. Clair</b>	<b>128</b>	<b>44</b>	<b>0</b>	<b>0</b>	<b>0</b>	<b>172</b>	<b>39</b>
21st	Iroquois	14	1	0	6	0	21	0
	Kankakee	32	0	25	2	0	59	0
<b>21st Circuit Total</b>		<b>46</b>	<b>1</b>	<b>25</b>	<b>8</b>	<b>0</b>	<b>80</b>	<b>0</b>
<b>22nd</b>	<b>McHenry</b>	<b>34</b>	<b>0</b>	<b>61</b>	<b>35</b>	<b>0</b>	<b>130</b>	<b>8</b>
23rd	DeKalb	15	2	21	0	5	43	29
	Kendall	17	0	8	15	0	40	100
<b>23rd Circuit Total</b>		<b>32</b>	<b>2</b>	<b>29</b>	<b>15</b>	<b>5</b>	<b>83</b>	<b>129</b>
24th	Monroe	0	0	0	0	0	0	0
	Perry	4	0	11	0	0	15	1
	Randolph	5	0	1	0	0	6	0
	Washington	0	0	2	0	0	2	4
<b>24th Circuit Total</b>		<b>9</b>	<b>0</b>	<b>14</b>	<b>0</b>	<b>0</b>	<b>23</b>	<b>5</b>
<b>Cook</b>	<b>Juvenile</b>	<b>732</b>	<b>325</b>	<b>0</b>	<b>261</b>	<b>0</b>	<b>1,318</b>	<b>51</b>
<b>Statewide Total</b>		<b>3,070</b>	<b>505</b>	<b>1,153</b>	<b>756</b>	<b>36</b>	<b>5,520</b>	<b>677</b>

# ACTIVE JUVENILE CASELOAD

## Statewide Active Juvenile Caseload



# JUVENILE INVESTIGATIONS REPORT

## TOTALS FOR THE YEAR 2023

Circuit	County	Social History	Adoption	Contested Custody	Supp. Social History	Intake Screening	Other	Total
1st	Alexander	0	0	0	0	0	0	0
	Jackson	2	0	0	0	0	0	2
	Johnson	0	0	0	0	0	0	0
	Massac	0	0	0	0	0	0	0
	Pope	0	0	0	0	0	0	0
	Pulaski	0	0	0	0	0	0	0
	Saline	0	0	0	0	2	0	2
	Union	0	0	0	0	0	0	0
	Williamson	2	0	0	1	81	0	84
<b>1st Circuit Total</b>		<b>4</b>	<b>0</b>	<b>0</b>	<b>1</b>	<b>83</b>	<b>0</b>	<b>88</b>
2nd	Crawford	0	0	0	0	0	0	0
	Edwards	0	0	0	0	0	0	0
	Franklin	3	0	0	0	0	0	3
	Gallatin	1	0	0	0	0	0	1
	Hamilton	0	0	0	0	0	0	0
	Hardin	0	0	0	0	0	0	0
	Jefferson	6	0	0	0	0	0	6
	Lawrence	2	0	0	0	0	0	2
	Richland	0	0	0	0	0	0	0
	Wabash	3	0	0	0	0	0	3
	Wayne	1	0	0	0	0	0	1
	White	0	0	0	0	0	0	0
<b>2nd Circuit Total</b>		<b>16</b>	<b>0</b>	<b>0</b>	<b>0</b>	<b>0</b>	<b>0</b>	<b>16</b>
3rd	Bond	2	0	0	0	0	9	11
	Madison	9	0	0	0	126	260	395
<b>3rd Circuit Total</b>		<b>11</b>	<b>0</b>	<b>0</b>	<b>0</b>	<b>126</b>	<b>269</b>	<b>406</b>
4th	Christian	0	0	0	0	0	0	0
	Clay	0	0	0	0	0	0	0
	Clinton	5	0	0	0	0	0	5
	Effingham	0	0	0	0	0	0	0
	Fayette	0	0	0	0	0	0	0
	Jasper	0	0	0	0	0	0	0
	Marion	1	0	0	0	0	0	1
	Montgomery	1	0	0	0	0	0	1
	Shelby	0	0	0	0	0	0	0
<b>4th Circuit Total</b>		<b>7</b>	<b>0</b>	<b>0</b>	<b>0</b>	<b>0</b>	<b>0</b>	<b>7</b>
5th	Clark	0	0	0	0	0	0	0
	Coles	0	0	0	0	0	0	0
	Cumberland	0	0	0	0	0	0	0
	Edgar	4	0	0	0	0	0	4
	Vermilion	19	0	0	0	0	0	19
<b>5th Circuit Total</b>		<b>23</b>	<b>0</b>	<b>0</b>	<b>0</b>	<b>0</b>	<b>0</b>	<b>23</b>

# JUVENILE INVESTIGATIONS REPORT

Circuit	County	Social History	Adoption	Contested Custody	Supp. Social History	Intake Screening	Other	Total
6th	Champaign	58	0	0	0	0	72	130
	DeWitt	0	0	0	0	0	0	0
	Douglas	0	0	0	0	0	0	0
	Macon	23	0	0	1	0	1	25
	Moultrie	0	0	0	0	0	0	0
	Piatt	2	0	0	0	0	0	2
<b>6th Circuit Total</b>		<b>83</b>	<b>0</b>	<b>0</b>	<b>1</b>	<b>0</b>	<b>73</b>	<b>157</b>
7th	Greene	0	0	0	0	0	0	0
	Jersey	2	0	0	0	0	0	2
	Macoupin	1	0	0	0	0	0	1
	Morgan	0	0	0	0	0	0	0
	Sangamon	17	0	0	0	485	554	1,056
	Scott	0	0	0	0	0	0	0
<b>7th Circuit Total</b>		<b>20</b>	<b>0</b>	<b>0</b>	<b>0</b>	<b>485</b>	<b>554</b>	<b>1,059</b>
8th	Adams	33	0	0	5	6	0	44
	Brown	0	0	0	0	0	0	0
	Calhoun	0	0	0	0	0	0	0
	Cass	1	0	0	0	0	0	1
	Mason	0	0	0	0	0	9	9
	Menard	0	0	0	0	0	0	0
	Pike	0	0	0	0	0	0	0
	Schuyler	0	0	0	0	0	0	0
<b>8th Circuit Total</b>		<b>34</b>	<b>0</b>	<b>0</b>	<b>5</b>	<b>6</b>	<b>9</b>	<b>54</b>
9th	Fulton	4	0	0	1	33	14	52
	Hancock	5	0	0	0	18	12	35
	Henderson	0	0	0	0	5	7	12
	Knox	0	0	0	0	10	39	49
	McDonough	10	0	0	0	59	24	93
	Warren	0	0	0	0	16	9	25
<b>9th Circuit Total</b>		<b>19</b>	<b>0</b>	<b>0</b>	<b>1</b>	<b>141</b>	<b>105</b>	<b>266</b>
10th	Marshall	1	0	0	0	0	0	1
	Peoria	148	0	0	13	0	75	236
	Putnam	0	0	0	0	0	0	0
	Stark	0	0	0	0	0	0	0
	Tazewell	9	0	0	4	120	34	167
<b>10th Circuit Total</b>		<b>158</b>	<b>0</b>	<b>0</b>	<b>17</b>	<b>120</b>	<b>109</b>	<b>404</b>
11th	Ford	1	0	0	0	0	0	1
	Livingston	2	0	0	0	141	0	143
	Logan	0	0	0	0	0	0	0
	McLean	20	0	0	20	2,003	15	2,058
	Woodford	39	1	0	0	0	0	40
<b>11th Circuit Total</b>		<b>62</b>	<b>1</b>	<b>0</b>	<b>20</b>	<b>2,144</b>	<b>15</b>	<b>2,242</b>

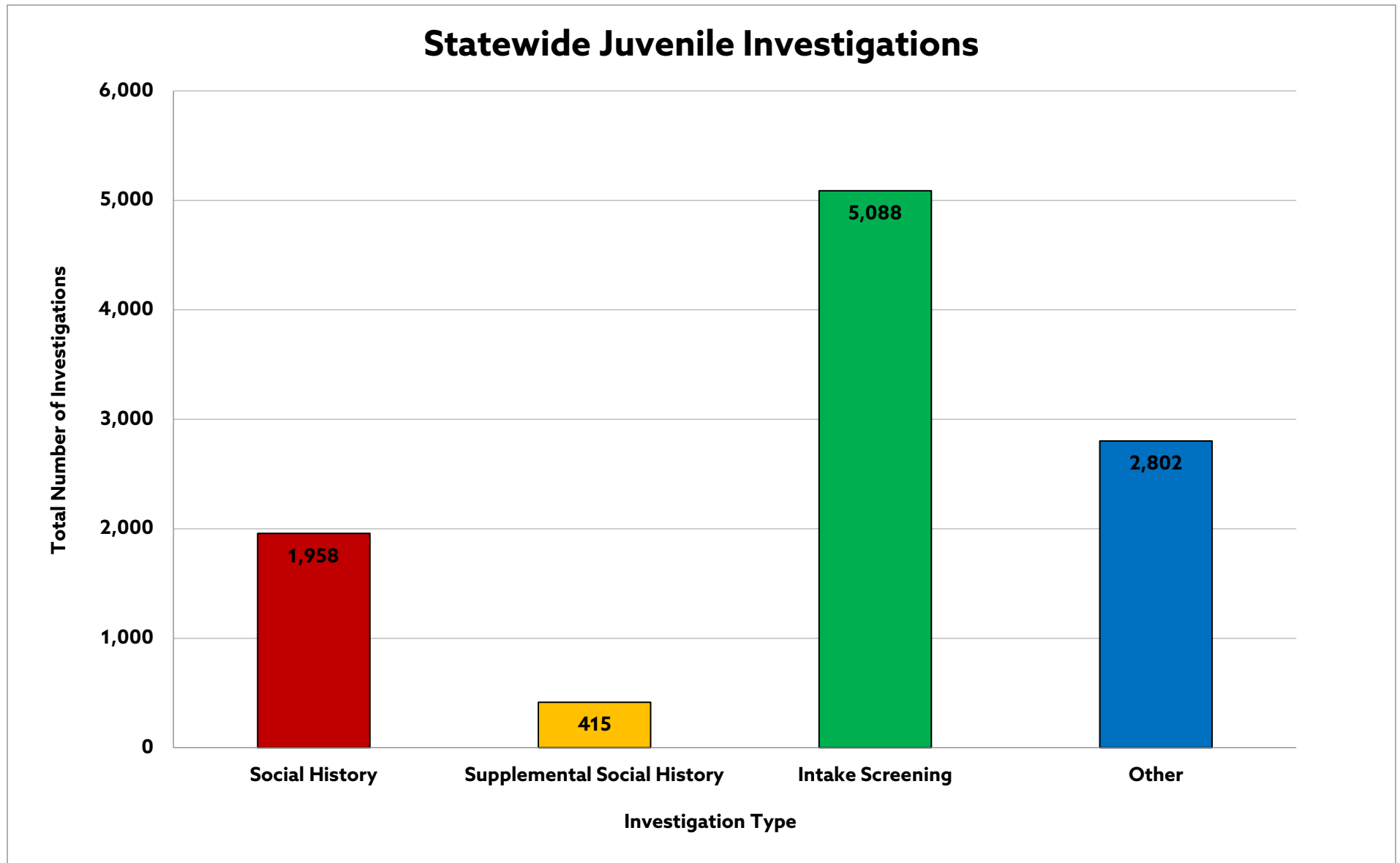
Note: Due to changes in Morgan County's case management system, probation data in this report only covers the period of January - May 2023.

# JUVENILE INVESTIGATIONS REPORT

Circuit	County	Social History	Adoption	Contested Custody	Supp. Social History	Intake Screening	Other	Total
<b>12th</b>	<b>Will</b>	<b>3</b>	<b>0</b>	<b>0</b>	<b>1</b>	<b>373</b>	<b>0</b>	<b>377</b>
13th	Bureau	1	0	0	0	23	0	24
	Grundy	0	0	0	0	33	0	33
	LaSalle	0	0	0	0	132	1	133
<b>13th Circuit Total</b>		<b>1</b>	<b>0</b>	<b>0</b>	<b>0</b>	<b>188</b>	<b>1</b>	<b>190</b>
14th	Henry	4	0	0	0	86	16	106
	Mercer	2	0	0	0	0	2	4
	Rock Island	83	0	0	5	159	314	561
	Whiteside	1	0	0	0	50	45	96
<b>14th Circuit Total</b>		<b>90</b>	<b>0</b>	<b>0</b>	<b>5</b>	<b>295</b>	<b>377</b>	<b>767</b>
15th	Carroll	0	0	0	0	0	0	0
	Jo Daviess	1	0	0	0	0	0	1
	Lee	3	0	0	0	11	81	95
	Ogle	0	0	0	0	17	2	19
	Stephenson	0	0	0	0	0	0	0
<b>15th Circuit Total</b>		<b>4</b>	<b>0</b>	<b>0</b>	<b>0</b>	<b>28</b>	<b>83</b>	<b>115</b>
<b>16th</b>	<b>Kane</b>	<b>222</b>	<b>0</b>	<b>0</b>	<b>252</b>	<b>70</b>	<b>203</b>	<b>747</b>
17th	Boone	2	0	0	0	26	0	28
	Winnebago	24	0	0	33	713	415	1,185
<b>17th Circuit Total</b>		<b>26</b>	<b>0</b>	<b>0</b>	<b>33</b>	<b>739</b>	<b>415</b>	<b>1,213</b>
<b>18th</b>	<b>DuPage</b>	<b>137</b>	<b>62</b>	<b>0</b>	<b>0</b>	<b>0</b>	<b>0</b>	<b>199</b>
<b>19th</b>	<b>Lake</b>	<b>144</b>	<b>0</b>	<b>0</b>	<b>36</b>	<b>65</b>	<b>187</b>	<b>432</b>
<b>20th</b>	<b>St. Clair</b>	<b>5</b>	<b>0</b>	<b>0</b>	<b>1</b>	<b>0</b>	<b>0</b>	<b>6</b>
21st	Iroquois	4	0	0	0	19	18	41
	Kankakee	9	0	0	3	113	175	300
<b>21st Circuit Total</b>		<b>13</b>	<b>0</b>	<b>0</b>	<b>3</b>	<b>132</b>	<b>193</b>	<b>341</b>
<b>22nd</b>	<b>McHenry</b>	<b>83</b>	<b>0</b>	<b>0</b>	<b>2</b>	<b>53</b>	<b>6</b>	<b>144</b>
23rd	DeKalb	1	0	0	0	0	109	110
	Kendall	64	0	0	7	40	91	202
<b>23rd Circuit Total</b>		<b>65</b>	<b>0</b>	<b>0</b>	<b>7</b>	<b>40</b>	<b>200</b>	<b>312</b>
24th	Monroe	0	0	0	0	0	0	0
	Perry	1	0	0	0	0	0	1
	Randolph	1	0	0	0	0	0	1
	Washington	0	0	0	0	0	3	3
<b>24th Circuit Total</b>		<b>2</b>	<b>0</b>	<b>0</b>	<b>0</b>	<b>0</b>	<b>3</b>	<b>5</b>
<b>Cook</b>	<b>Juvenile</b>	<b>726</b>	<b>2</b>	<b>0</b>	<b>30</b>	<b>0</b>	<b>0</b>	<b>758</b>
<b>Statewide Total</b>		<b>1,958</b>	<b>65</b>	<b>0</b>	<b>415</b>	<b>5,088</b>	<b>2,802</b>	<b>10,328</b>



# JUVENILE INVESTIGATIONS REPORT



# JUVENILE RISK CLASSIFICATION

## AS OF DECEMBER 31, 2023

Circuit	County	Maximum	Medium	Minimum	Unclassified	Total
1st	Alexander	0	1	2	2	5
	Jackson	0	1	21	18	40
	Johnson	0	1	6	2	9
	Massac	0	0	3	6	9
	Pope	0	1	2	1	4
	Pulaski	0	0	0	6	6
	Saline	0	3	3	7	13
	Union	0	0	2	2	4
	Williamson	0	0	7	18	25
	<b>1st Circuit Total</b>		<b>0</b>	<b>7</b>	<b>46</b>	<b>62</b>
2nd	Crawford	0	0	0	0	0
	Edwards	0	0	1	0	1
	Franklin	1	4	22	0	27
	Gallatin	0	1	2	0	3
	Hamilton	0	0	0	3	3
	Hardin	0	0	0	0	0
	Jefferson	0	5	3	27	35
	Lawrence	0	2	4	0	6
	Richland	3	19	2	0	24
	Wabash	0	7	2	0	9
	Wayne	0	0	6	1	7
	White	0	12	1	0	13
	<b>2nd Circuit Total</b>		<b>4</b>	<b>50</b>	<b>43</b>	<b>31</b>
3rd	Bond	0	0	12	5	17
	Madison	4	64	74	45	187
<b>3rd Circuit Total</b>		<b>4</b>	<b>64</b>	<b>86</b>	<b>50</b>	<b>204</b>
4th	Christian	0	10	7	0	17
	Clay	0	3	2	3	8
	Clinton	5	16	0	4	25
	Effingham	3	7	6	11	27
	Fayette	0	4	7	4	15
	Jasper	0	0	9	3	12
	Marion	1	10	15	7	33
	Montgomery	0	1	0	0	1
	Shelby	0	4	6	4	14
<b>4th Circuit Total</b>		<b>9</b>	<b>55</b>	<b>52</b>	<b>36</b>	<b>152</b>
5th	Clark	0	1	2	3	6
	Coles	1	9	18	20	48
	Cumberland	0	0	2	5	7
	Edgar	0	0	5	0	5
	Vermilion	16	17	22	1	56
<b>5th Circuit Total</b>		<b>17</b>	<b>27</b>	<b>49</b>	<b>29</b>	<b>122</b>

# JUVENILE RISK CLASSIFICATION

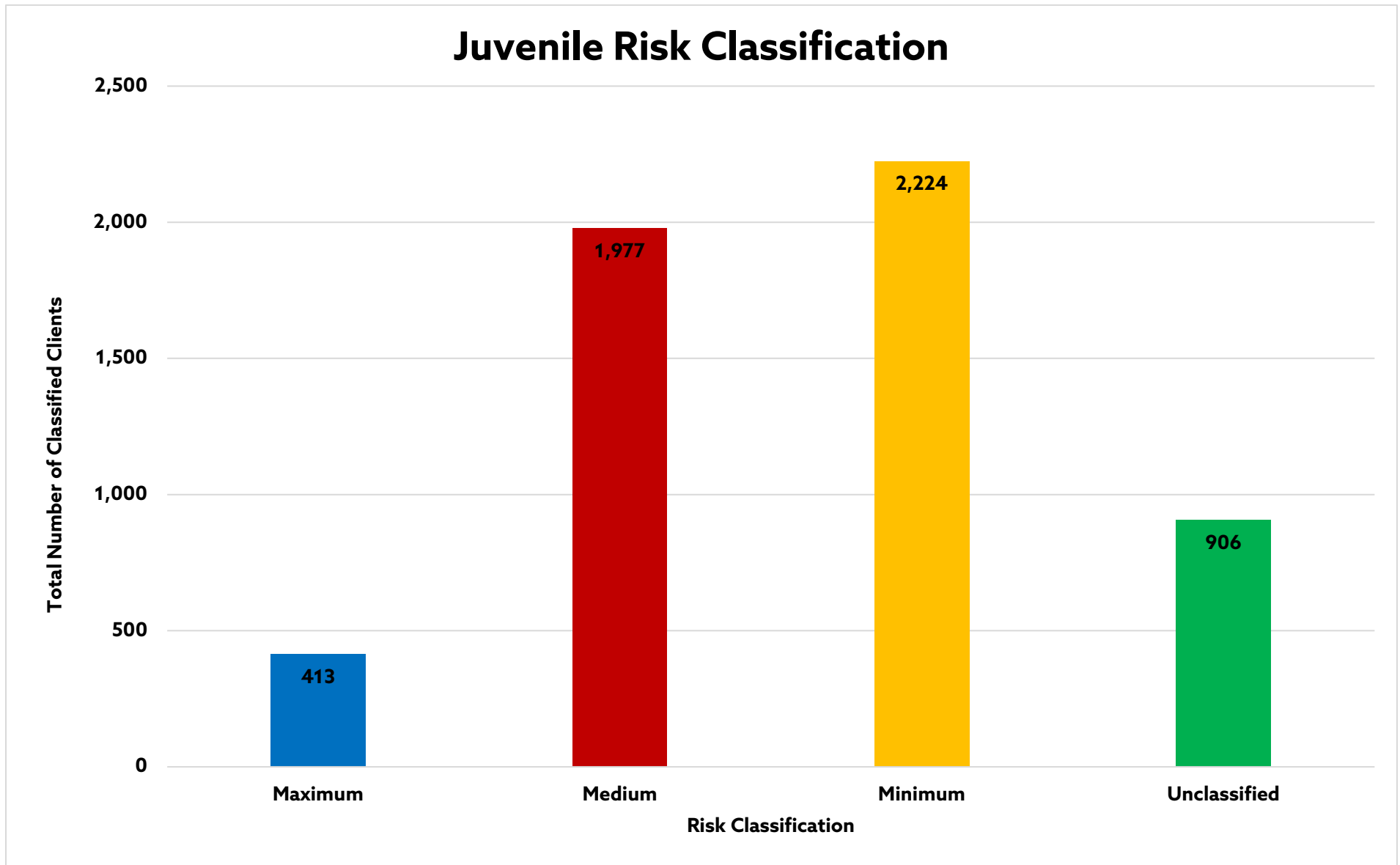
Circuit	County	Maximum	Medium	Minimum	Unclassified	Total
6th	Champaign	0	14	43	31	88
	DeWitt	0	0	0	0	0
	Douglas	0	1	5	1	7
	Macon	6	31	37	1	75
	Moultrie	0	1	3	4	8
	Piatt	1	1	2	1	5
	<b>6th Circuit Total</b>		<b>7</b>	<b>48</b>	<b>90</b>	<b>38</b>
7th	Greene	0	2	2	3	7
	Jersey	0	1	10	21	32
	Macoupin	2	3	4	13	22
	Morgan	0	0	0	0	0
	Sangamon	7	33	63	56	159
	Scott	0	0	0	1	1
<b>7th Circuit Total</b>		<b>9</b>	<b>39</b>	<b>79</b>	<b>94</b>	<b>221</b>
8th	Adams	1	17	7	7	32
	Brown	0	0	0	0	0
	Calhoun	0	0	0	5	5
	Cass	1	0	4	3	8
	Mason	0	0	13	7	20
	Menard	0	0	1	1	2
	Pike	0	0	2	21	23
	Schuyler	0	0	0	0	0
	<b>8th Circuit Total</b>		<b>2</b>	<b>17</b>	<b>27</b>	<b>44</b>
9th	Fulton	3	7	6	1	17
	Hancock	1	1	5	2	9
	Henderson	0	0	6	0	6
	Knox	0	6	28	9	43
	McDonough	1	10	13	4	28
	Warren	0	7	8	3	18
	<b>9th Circuit Total</b>		<b>5</b>	<b>31</b>	<b>66</b>	<b>19</b>
10th	Marshall	0	0	0	0	0
	Peoria	24	110	109	19	262
	Putnam	1	2	6	1	10
	Stark	0	0	1	1	2
	Tazewell	22	55	19	23	119
<b>10th Circuit Total</b>		<b>47</b>	<b>167</b>	<b>135</b>	<b>44</b>	<b>393</b>
11th	Ford	0	1	3	1	5
	Livingston	5	13	7	7	32
	Logan	0	1	16	3	20
	McLean	8	40	26	12	86
	Woodford	1	3	32	19	55
<b>11th Circuit Total</b>		<b>14</b>	<b>58</b>	<b>84</b>	<b>42</b>	<b>198</b>

Note: Due to changes in Morgan County's case management system, probation data in this report only covers the period of January - May 2023.

# JUVENILE RISK CLASSIFICATION

Circuit	County	Maximum	Medium	Minimum	Unclassified	Total
<b>12th</b>	<b>Will</b>	<b>8</b>	<b>104</b>	<b>149</b>	<b>49</b>	<b>310</b>
13th	Bureau	0	0	10	32	42
	Grundy	0	4	4	17	25
	LaSalle	5	53	23	10	91
<b>13th Circuit Total</b>		<b>5</b>	<b>57</b>	<b>37</b>	<b>59</b>	<b>158</b>
14th	Henry	11	33	3	9	56
	Mercer	0	7	4	0	11
	Rock Island	23	65	23	34	145
	Whiteside	0	13	19	0	32
<b>14th Circuit Total</b>		<b>34</b>	<b>118</b>	<b>49</b>	<b>43</b>	<b>244</b>
15th	Carroll	0	2	6	1	9
	Jo Daviess	1	1	1	9	12
	Lee	1	12	5	4	22
	Ogle	0	0	8	0	8
	Stephenson	5	28	8	11	52
<b>15th Circuit Total</b>		<b>7</b>	<b>43</b>	<b>28</b>	<b>25</b>	<b>103</b>
<b>16th</b>	<b>Kane</b>	<b>24</b>	<b>77</b>	<b>133</b>	<b>8</b>	<b>242</b>
17th	Boone	0	26	19	10	55
	Winnebago	27	147	27	38	239
<b>17th Circuit Total</b>		<b>27</b>	<b>173</b>	<b>46</b>	<b>48</b>	<b>294</b>
<b>18th</b>	<b>DuPage</b>	<b>20</b>	<b>73</b>	<b>66</b>	<b>81</b>	<b>240</b>
<b>19th</b>	<b>Lake</b>	<b>23</b>	<b>96</b>	<b>71</b>	<b>6</b>	<b>196</b>
<b>20th</b>	<b>St. Clair</b>	<b>3</b>	<b>46</b>	<b>97</b>	<b>26</b>	<b>172</b>
21st	Iroquois	1	6	2	12	21
	Kankakee	1	33	23	2	59
<b>21st Circuit Total</b>		<b>2</b>	<b>39</b>	<b>25</b>	<b>14</b>	<b>80</b>
<b>22nd</b>	<b>McHenry</b>	<b>3</b>	<b>45</b>	<b>71</b>	<b>11</b>	<b>130</b>
23rd	DeKalb	6	8	12	17	43
	Kendall	8	22	2	8	40
<b>23rd Circuit Total</b>		<b>14</b>	<b>30</b>	<b>14</b>	<b>25</b>	<b>83</b>
24th	Monroe	0	0	0	0	0
	Perry	0	0	0	15	15
	Randolph	0	1	0	5	6
	Washington	0	0	0	2	2
<b>24th Circuit Total</b>		<b>0</b>	<b>1</b>	<b>0</b>	<b>22</b>	<b>23</b>
<b>Cook</b>	<b>Juvenile</b>	<b>125</b>	<b>512</b>	<b>681</b>	<b>0</b>	<b>1,318</b>
<b>Statewide Total</b>		<b>413</b>	<b>1,977</b>	<b>2,224</b>	<b>906</b>	<b>5,520</b>

# JUVENILE RISK CLASSIFICATION



# JUVENILE PETITIONS CONTINUED UNDER SUPERVISION/ ADJUDICATIONS TOTALS FOR THE YEAR 2023

Circuit	County	Continued Under Supervision		Adjudication		Total
		Delinquency	Truancy	Delinquency	Truancy	
1st	Alexander	0	0	2	0	2
	Jackson	15	0	14	0	29
	Johnson	5	0	2	0	7
	Massac	0	0	1	0	1
	Pope	0	0	2	0	2
	Pulaski	1	0	3	0	4
	Saline	0	0	11	0	11
	Union	0	0	5	0	5
	Williamson	4	0	8	0	12
<b>1st Circuit Total</b>		<b>25</b>	<b>0</b>	<b>48</b>	<b>0</b>	<b>73</b>
2nd	Crawford	0	0	0	0	0
	Edwards	0	0	0	0	0
	Franklin	0	0	0	0	0
	Gallatin	0	0	1	0	1
	Hamilton	0	0	2	0	2
	Hardin	0	0	0	0	0
	Jefferson	8	0	20	0	28
	Lawrence	0	0	17	2	19
	Richland	0	0	0	0	0
	Wabash	0	0	0	0	0
	Wayne	6	0	3	0	9
	White	0	0	0	0	0
	<b>2nd Circuit Total</b>		<b>14</b>	<b>0</b>	<b>43</b>	<b>2</b>
3rd	Bond	1	0	12	0	13
	Madison	91	0	35	0	126
<b>3rd Circuit Total</b>		<b>92</b>	<b>0</b>	<b>47</b>	<b>0</b>	<b>139</b>
4th	Christian	0	0	8	1	9
	Clay	1	0	6	0	7
	Clinton	14	0	12	0	26
	Effingham	15	0	10	0	25
	Fayette	6	0	13	0	19
	Jasper	5	0	8	0	13
	Marion	17	0	45	0	62
	Montgomery	10	0	2	0	12
	Shelby	1	0	5	0	6
<b>4th Circuit Total</b>		<b>69</b>	<b>0</b>	<b>109</b>	<b>1</b>	<b>179</b>
5th	Clark	0	0	7	0	7
	Coles	4	0	26	0	30
	Cumberland	1	0	6	0	7
	Edgar	4	0	8	0	12
	Vermilion	2	0	64	0	66
<b>5th Circuit Total</b>		<b>11</b>	<b>0</b>	<b>111</b>	<b>0</b>	<b>122</b>

# JUVENILE PETITIONS CONTINUED UNDER SUPERVISION/ADJUDICATIONS

Circuit	County	Continued Under Supervision		Adjudication		Total
		Delinquency	Truancy	Delinquency	Truancy	
6th	Champaign	6	0	64	0	70
	DeWitt	0	0	0	0	0
	Douglas	4	0	2	0	6
	Macon	22	0	30	0	52
	Moultrie	0	0	3	0	3
	Piatt	0	0	1	0	1
	<b>6th Circuit Total</b>		<b>32</b>	<b>0</b>	<b>100</b>	<b>0</b>
7th	Greene	0	0	2	0	2
	Jersey	23	0	28	0	51
	Macoupin	0	0	19	0	19
	Morgan	0	0	0	0	0
	Sangamon	9	0	82	0	91
	Scott	0	0	0	0	0
	<b>7th Circuit Total</b>		<b>32</b>	<b>0</b>	<b>131</b>	<b>0</b>
8th	Adams	2	0	23	0	25
	Brown	0	0	0	0	0
	Calhoun	3	0	0	0	3
	Cass	6	0	4	0	10
	Mason	0	0	28	0	28
	Menard	0	0	0	0	0
	Pike	8	0	7	0	15
	Schuyler	0	0	0	0	0
	<b>8th Circuit Total</b>		<b>19</b>	<b>0</b>	<b>62</b>	<b>0</b>
9th	Fulton	12	0	8	0	20
	Hancock	4	0	8	0	12
	Henderson	2	0	7	0	9
	Knox	26	0	20	0	46
	McDonough	11	0	17	0	28
	Warren	4	0	4	0	8
	<b>9th Circuit Total</b>		<b>59</b>	<b>0</b>	<b>64</b>	<b>0</b>
10th	Marshall	0	0	14	0	14
	Peoria	0	0	229	0	229
	Putnam	1	0	4	0	5
	Stark	0	0	1	0	1
	Tazewell	24	0	75	0	99
	<b>10th Circuit Total</b>		<b>25</b>	<b>0</b>	<b>323</b>	<b>0</b>
11th	Ford	0	0	0	0	0
	Livingston	0	0	14	0	14
	Logan	3	0	25	0	28
	McLean	8	0	47	0	55
	Woodford	0	0	28	0	28
	<b>11th Circuit Total</b>		<b>11</b>	<b>0</b>	<b>114</b>	<b>0</b>

Note: Due to changes in Morgan County's case management system, probation data in this report only covers the period of January - May 2023.

# JUVENILE PETITIONS CONTINUED UNDER SUPERVISION/ADJUDICATIONS

Circuit	County	Continued Under Supervision		Adjudication		Total
		Delinquency	Truancy	Delinquency	Truancy	
<b>12th</b>	<b>Will</b>	<b>58</b>	<b>0</b>	<b>148</b>	<b>0</b>	<b>206</b>
13th	Bureau	3	0	20	0	23
	Grundy	22	0	12	0	34
	LaSalle	57	0	23	0	80
<b>13th Circuit Total</b>		<b>82</b>	<b>0</b>	<b>55</b>	<b>0</b>	<b>137</b>
14th	Henry	0	0	17	0	17
	Mercer	0	0	16	0	16
	Rock Island	57	0	75	0	132
	Whiteside	0	0	30	1	31
<b>14th Circuit Total</b>		<b>57</b>	<b>0</b>	<b>138</b>	<b>1</b>	<b>196</b>
15th	Carroll	0	0	6	0	6
	Jo Daviess	0	0	2	0	2
	Lee	1	0	23	0	24
	Ogle	0	0	45	0	45
	Stephenson	19	0	26	0	45
<b>15th Circuit Total</b>		<b>20</b>	<b>0</b>	<b>102</b>	<b>0</b>	<b>122</b>
<b>16th</b>	<b>Kane</b>	<b>36</b>	<b>0</b>	<b>111</b>	<b>0</b>	<b>147</b>
17th	Boone	5	0	48	0	53
	Winnebago	93	0	60	0	153
<b>17th Circuit Total</b>		<b>98</b>	<b>0</b>	<b>108</b>	<b>0</b>	<b>206</b>
<b>18th</b>	<b>DuPage</b>	<b>97</b>	<b>0</b>	<b>71</b>	<b>0</b>	<b>168</b>
<b>19th</b>	<b>Lake</b>	<b>0</b>	<b>0</b>	<b>176</b>	<b>0</b>	<b>176</b>
<b>20th</b>	<b>St. Clair</b>	<b>0</b>	<b>0</b>	<b>0</b>	<b>0</b>	<b>0</b>
21st	Iroquois	0	0	20	0	20
	Kankakee	29	0	28	0	57
<b>21st Circuit Total</b>		<b>29</b>	<b>0</b>	<b>48</b>	<b>0</b>	<b>77</b>
<b>22nd</b>	<b>McHenry</b>	<b>1</b>	<b>0</b>	<b>2</b>	<b>0</b>	<b>3</b>
23rd	DeKalb	31	0	11	0	42
	Kendall	16	1	114	5	136
<b>23rd Circuit Total</b>		<b>47</b>	<b>1</b>	<b>125</b>	<b>5</b>	<b>178</b>
24th	Monroe	0	0	0	0	0
	Perry	2	0	7	0	9
	Randolph	1	0	2	0	3
	Washington	0	0	1	0	1
<b>24th Circuit Total</b>		<b>3</b>	<b>0</b>	<b>10</b>	<b>0</b>	<b>13</b>
<b>Cook</b>	<b>Juvenile</b>	<b>14,244</b>	<b>0</b>	<b>1,025</b>	<b>0</b>	<b>15,269</b>
<b>Statewide Total</b>		<b>15,161</b>	<b>1</b>	<b>3,271</b>	<b>9</b>	<b>18,442</b>



# JUVENILE PROGRAMS ORDERED TOTALS FOR THE YEAR 2023

Circuit	County	Alcohol	Drug	Alcohol & Drug	Youth Services	Mental Health	Alt. Ed.	TASC	UDIS	JTPA	Other	Total
1st	Alexander	0	0	0	0	0	0	0	0	0	0	0
	Jackson	0	0	0	0	0	0	0	0	0	36	36
	Johnson	0	0	0	1	0	0	0	0	0	4	5
	Massac	0	0	0	0	0	0	0	0	0	0	0
	Pope	0	0	0	0	0	0	0	0	0	0	0
	Pulaski	0	0	0	0	0	0	0	3	0	3	6
	Saline	0	0	0	0	0	0	0	0	0	0	0
	Union	0	0	0	0	1	0	0	0	2	13	16
	Williamson	0	0	0	0	0	0	0	0	0	34	34
<b>1st Circuit Total</b>		<b>0</b>	<b>0</b>	<b>0</b>	<b>1</b>	<b>1</b>	<b>0</b>	<b>0</b>	<b>3</b>	<b>2</b>	<b>90</b>	<b>97</b>
2nd	Crawford	0	0	0	0	10	0	0	0	0	0	10
	Edwards	0	0	0	0	0	0	0	0	0	0	0
	Franklin	1	0	6	0	4	0	0	0	0	1	12
	Gallatin	0	0	0	0	0	0	0	0	0	0	0
	Hamilton	0	0	1	0	0	0	0	0	0	0	1
	Hardin	0	0	0	0	0	0	0	0	0	0	0
	Jefferson	0	0	0	0	0	0	0	0	0	0	0
	Lawrence	0	0	0	0	1	0	0	0	0	0	1
	Richland	0	1	0	0	0	0	0	0	0	0	1
	Wabash	0	0	0	0	1	0	0	0	0	0	1
	Wayne	0	0	2	0	0	0	0	0	0	0	2
	White	0	0	0	0	0	0	0	0	0	0	0
<b>2nd Circuit Total</b>		<b>1</b>	<b>1</b>	<b>9</b>	<b>0</b>	<b>16</b>	<b>0</b>	<b>0</b>	<b>0</b>	<b>0</b>	<b>1</b>	<b>28</b>
3rd	Bond	0	0	0	0	0	0	0	0	0	6	6
	Madison	0	3	5	0	24	0	0	0	0	98	130
<b>3rd Circuit Total</b>		<b>0</b>	<b>3</b>	<b>5</b>	<b>0</b>	<b>24</b>	<b>0</b>	<b>0</b>	<b>0</b>	<b>0</b>	<b>104</b>	<b>136</b>
4th	Christian	0	0	0	0	0	0	0	0	0	22	22
	Clay	0	0	0	1	0	0	6	0	0	21	28
	Clinton	0	0	0	0	3	0	0	0	0	33	36
	Effingham	0	0	0	0	1	0	0	0	0	30	31
	Fayette	0	0	3	0	0	0	0	0	0	29	32
	Jasper	0	0	0	0	0	0	0	0	0	0	0
	Marion	0	0	49	13	47	25	0	0	0	130	264
	Montgomery	0	0	0	0	0	0	0	0	0	42	42
	Shelby	0	0	0	0	1	0	0	0	0	0	1
<b>4th Circuit Total</b>		<b>0</b>	<b>0</b>	<b>52</b>	<b>14</b>	<b>52</b>	<b>25</b>	<b>6</b>	<b>0</b>	<b>0</b>	<b>307</b>	<b>456</b>
5th	Clark	0	0	3	0	4	0	0	0	0	0	7
	Coles	0	0	0	0	0	0	0	0	0	0	0
	Cumberland	0	0	0	0	0	0	0	0	0	0	0
	Edgar	0	2	0	0	1	0	0	0	0	0	3
	Vermilion	0	0	1	0	0	0	0	0	0	229	230
<b>5th Circuit Total</b>		<b>0</b>	<b>2</b>	<b>4</b>	<b>0</b>	<b>5</b>	<b>0</b>	<b>0</b>	<b>0</b>	<b>0</b>	<b>229</b>	<b>240</b>

# JUVENILE PROGRAMS ORDERED

Circuit	County	Alcohol	Drug	Alcohol & Drug	Youth Services	Mental Health	Alt. Ed.	TASC	UDIS	JTPA	Other	Total
6th	Champaign	0	0	1	0	1	0	0	0	0	0	2
	DeWitt	0	0	0	0	0	0	0	0	0	0	0
	Douglas	0	0	0	0	3	0	0	0	0	3	6
	Macon	0	0	1	0	8	0	0	0	0	136	145
	Moultrie	0	0	0	0	0	0	0	0	0	0	0
	Piatt	0	0	0	0	4	0	0	0	0	0	4
<b>6th Circuit Total</b>		<b>0</b>	<b>0</b>	<b>2</b>	<b>0</b>	<b>16</b>	<b>0</b>	<b>0</b>	<b>0</b>	<b>0</b>	<b>139</b>	<b>157</b>
7th	Greene	0	0	0	0	0	0	0	0	0	0	0
	Jersey	0	0	0	0	1	0	0	0	0	0	1
	Macoupin	1	0	1	0	1	0	0	0	0	0	3
	Morgan	0	0	0	0	0	0	0	0	0	0	0
	Sangamon	0	0	0	0	0	0	0	0	0	28	28
	Scott	0	0	0	0	0	0	0	0	0	0	0
<b>7th Circuit Total</b>		<b>1</b>	<b>0</b>	<b>1</b>	<b>0</b>	<b>2</b>	<b>0</b>	<b>0</b>	<b>0</b>	<b>0</b>	<b>28</b>	<b>32</b>
8th	Adams	1	0	42	0	43	0	0	0	0	44	130
	Brown	0	0	0	0	0	0	0	0	0	0	0
	Calhoun	0	0	0	0	0	0	0	0	0	0	0
	Cass	0	0	0	0	0	0	0	0	0	0	0
	Mason	0	0	0	0	0	0	0	0	0	0	0
	Menard	0	0	0	0	0	0	0	0	0	0	0
	Pike	0	0	0	0	0	0	0	0	0	1	1
	Schuyler	0	0	0	0	0	0	0	0	0	0	0
<b>8th Circuit Total</b>		<b>1</b>	<b>0</b>	<b>42</b>	<b>0</b>	<b>43</b>	<b>0</b>	<b>0</b>	<b>0</b>	<b>0</b>	<b>45</b>	<b>131</b>
9th	Fulton	0	0	9	0	9	0	0	0	0	14	32
	Hancock	0	0	2	0	3	0	0	0	0	11	16
	Henderson	0	0	5	0	5	0	0	0	0	16	26
	Knox	0	0	8	0	16	0	0	0	0	52	76
	McDonough	0	0	3	3	15	0	0	0	0	43	64
	Warren	0	0	0	0	4	0	0	0	0	16	20
<b>9th Circuit Total</b>		<b>0</b>	<b>0</b>	<b>27</b>	<b>3</b>	<b>52</b>	<b>0</b>	<b>0</b>	<b>0</b>	<b>0</b>	<b>152</b>	<b>234</b>
10th	Marshall	0	0	0	0	0	0	0	0	0	3	3
	Peoria	0	0	28	101	27	0	0	0	30	2	188
	Putnam	0	0	0	0	0	0	0	0	0	0	0
	Stark	0	0	0	0	0	0	0	0	0	0	0
	Tazewell	0	0	0	0	7	0	0	0	0	33	40
<b>10th Circuit Total</b>		<b>0</b>	<b>0</b>	<b>28</b>	<b>101</b>	<b>34</b>	<b>0</b>	<b>0</b>	<b>0</b>	<b>30</b>	<b>38</b>	<b>231</b>
11th	Ford	0	0	0	0	0	0	0	0	0	2	2
	Livingston	2	0	4	0	6	0	0	0	0	12	24
	Logan	0	0	0	1	13	0	0	0	0	17	31
	McLean	0	4	3	3	7	5	0	0	0	8	30
	Woodford	1	0	24	0	28	0	0	0	0	5	58
<b>11th Circuit Total</b>		<b>3</b>	<b>4</b>	<b>31</b>	<b>4</b>	<b>54</b>	<b>5</b>	<b>0</b>	<b>0</b>	<b>0</b>	<b>44</b>	<b>145</b>

Note: Due to changes in Morgan County's case management system, probation data in this report only covers the period of January - May 2023.

# JUVENILE PROGRAMS ORDERED

Circuit	County	Alcohol	Drug	Alcohol & Drug	Youth Services	Mental Health	Alt. Ed.	TASC	UDIS	JTPA	Other	Total
<b>12th</b>	<b>Will</b>	<b>0</b>	<b>43</b>	<b>8</b>	<b>0</b>	<b>79</b>	<b>0</b>	<b>0</b>	<b>0</b>	<b>0</b>	<b>377</b>	<b>507</b>
13th	Bureau	0	0	1	0	0	0	0	0	0	89	90
	Grundy	0	0	2	0	6	0	0	0	0	108	116
	LaSalle	1	6	3	7	32	0	0	0	0	24	73
<b>13th Circuit Total</b>		<b>1</b>	<b>6</b>	<b>6</b>	<b>7</b>	<b>38</b>	<b>0</b>	<b>0</b>	<b>0</b>	<b>0</b>	<b>221</b>	<b>279</b>
14th	Henry	0	0	3	0	4	0	0	0	0	65	72
	Mercer	0	0	3	0	5	0	0	0	0	18	26
	Rock Island	0	0	13	12	47	0	0	0	0	135	207
	Whiteside	0	0	0	0	16	0	0	0	0	15	31
<b>14th Circuit Total</b>		<b>0</b>	<b>0</b>	<b>19</b>	<b>12</b>	<b>72</b>	<b>0</b>	<b>0</b>	<b>0</b>	<b>0</b>	<b>233</b>	<b>336</b>
15th	Carroll	0	0	0	0	0	0	0	0	0	0	0
	Jo Daviess	0	0	0	0	1	0	0	0	0	1	2
	Lee	2	3	7	0	1	1	0	0	0	6	20
	Ogle	0	0	0	0	2	0	0	0	0	81	83
	Stephenson	0	0	0	0	1	0	0	0	0	21	22
<b>15th Circuit Total</b>		<b>2</b>	<b>3</b>	<b>7</b>	<b>0</b>	<b>5</b>	<b>1</b>	<b>0</b>	<b>0</b>	<b>0</b>	<b>109</b>	<b>127</b>
<b>16th</b>	<b>Kane</b>	<b>0</b>	<b>4</b>	<b>33</b>	<b>3</b>	<b>46</b>	<b>0</b>	<b>0</b>	<b>0</b>	<b>0</b>	<b>44</b>	<b>130</b>
17th	Boone	0	0	35	0	20	0	0	0	0	0	55
	Winnebago	0	0	68	8	71	50	0	0	0	42	239
<b>17th Circuit Total</b>		<b>0</b>	<b>0</b>	<b>103</b>	<b>8</b>	<b>91</b>	<b>50</b>	<b>0</b>	<b>0</b>	<b>0</b>	<b>42</b>	<b>294</b>
<b>18th</b>	<b>DuPage</b>	<b>0</b>	<b>0</b>	<b>0</b>	<b>0</b>	<b>0</b>	<b>0</b>	<b>0</b>	<b>0</b>	<b>0</b>	<b>0</b>	<b>0</b>
<b>19th</b>	<b>Lake</b>	<b>0</b>	<b>0</b>	<b>55</b>	<b>0</b>	<b>181</b>	<b>0</b>	<b>0</b>	<b>0</b>	<b>0</b>	<b>311</b>	<b>547</b>
<b>20th</b>	<b>St. Clair</b>	<b>0</b>	<b>0</b>	<b>20</b>	<b>0</b>	<b>66</b>	<b>0</b>	<b>0</b>	<b>0</b>	<b>0</b>	<b>0</b>	<b>86</b>
21st	Iroquois	0	0	0	0	0	0	0	0	0	0	0
	Kankakee	0	0	0	0	0	0	0	0	0	0	0
<b>21st Circuit Total</b>		<b>0</b>	<b>0</b>	<b>0</b>	<b>0</b>	<b>0</b>	<b>0</b>	<b>0</b>	<b>0</b>	<b>0</b>	<b>0</b>	<b>0</b>
<b>22nd</b>	<b>McHenry</b>	<b>1</b>	<b>5</b>	<b>6</b>	<b>0</b>	<b>7</b>	<b>0</b>	<b>0</b>	<b>0</b>	<b>0</b>	<b>0</b>	<b>19</b>
23rd	DeKalb	0	0	4	0	10	0	0	0	0	21	35
	Kendall	0	0	36	0	53	1	0	0	0	309	399
<b>23rd Circuit Total</b>		<b>0</b>	<b>0</b>	<b>40</b>	<b>0</b>	<b>63</b>	<b>1</b>	<b>0</b>	<b>0</b>	<b>0</b>	<b>330</b>	<b>434</b>
24th	Monroe	0	0	0	0	0	0	0	0	0	0	0
	Perry	0	0	0	0	2	0	0	0	0	12	14
	Randolph	0	0	0	0	0	0	0	0	0	1	1
	Washington	0	0	1	0	2	0	0	0	0	0	3
<b>24th Circuit Total</b>		<b>0</b>	<b>0</b>	<b>1</b>	<b>0</b>	<b>4</b>	<b>0</b>	<b>0</b>	<b>0</b>	<b>0</b>	<b>13</b>	<b>18</b>
<b>Cook</b>	<b>Juvenile</b>	<b>0</b>	<b>0</b>	<b>0</b>	<b>0</b>	<b>0</b>	<b>0</b>	<b>0</b>	<b>0</b>	<b>0</b>	<b>0</b>	<b>0</b>
<b>Statewide Total</b>		<b>10</b>	<b>71</b>	<b>499</b>	<b>153</b>	<b>951</b>	<b>82</b>	<b>6</b>	<b>3</b>	<b>32</b>	<b>2,857</b>	<b>4,664</b>

# JUVENILE PLACEMENTS

## TOTALS FOR THE YEAR 2023

Circuit	County	Placed in Foster Home		Placed in Group Home		Placed in Treatment		Placed with Relative		Total
		In State	Out of State	In State	Out of State	In State	Out of State	In State	Out of State	
1st	Alexander	0	0	0	0	0	0	0	0	0
	Jackson	0	0	0	0	0	0	0	0	0
	Johnson	0	0	0	0	0	0	0	0	0
	Massac	0	0	0	0	0	0	0	0	0
	Pope	0	0	0	0	0	0	0	0	0
	Pulaski	0	0	0	0	0	0	2	0	2
	Saline	0	0	0	0	0	0	0	0	0
	Union	0	0	0	0	0	0	0	0	0
	Williamson	0	0	0	0	0	0	0	0	0
<b>1st Circuit Total</b>		<b>0</b>	<b>0</b>	<b>0</b>	<b>0</b>	<b>0</b>	<b>0</b>	<b>2</b>	<b>0</b>	<b>2</b>
2nd	Crawford	0	0	0	0	0	0	0	0	0
	Edwards	0	0	0	0	0	0	1	0	1
	Franklin	0	0	0	0	0	0	0	0	0
	Gallatin	0	0	0	0	0	0	0	0	0
	Hamilton	0	0	0	0	0	0	0	0	0
	Hardin	0	0	0	0	0	0	0	0	0
	Jefferson	0	0	0	0	0	0	0	0	0
	Lawrence	0	0	0	0	0	0	1	0	1
	Richland	0	0	0	0	0	0	0	0	0
	Wabash	0	0	0	0	0	0	0	0	0
	Wayne	0	0	0	0	0	0	0	0	0
	White	0	0	0	0	0	0	0	0	0
	<b>2nd Circuit Total</b>		<b>0</b>	<b>0</b>	<b>0</b>	<b>0</b>	<b>0</b>	<b>0</b>	<b>2</b>	<b>0</b>
3rd	Bond	0	0	0	0	0	0	0	0	0
	Madison	2	0	1	0	0	0	0	0	3
<b>3rd Circuit Total</b>		<b>2</b>	<b>0</b>	<b>1</b>	<b>0</b>	<b>0</b>	<b>0</b>	<b>0</b>	<b>0</b>	<b>3</b>
4th	Christian	0	0	0	0	0	0	0	0	0
	Clay	0	0	0	0	0	0	0	0	0
	Clinton	0	0	0	0	0	0	1	0	1
	Effingham	0	0	0	0	0	0	0	0	0
	Fayette	0	0	0	0	0	0	0	0	0
	Jasper	0	0	0	0	0	0	0	0	0
	Marion	0	0	0	0	0	0	0	0	0
	Montgomery	0	0	0	0	0	0	0	0	0
	Shelby	0	0	0	0	0	0	0	0	0
<b>4th Circuit Total</b>		<b>0</b>	<b>0</b>	<b>0</b>	<b>0</b>	<b>0</b>	<b>0</b>	<b>1</b>	<b>0</b>	<b>1</b>
5th	Clark	0	0	0	0	0	0	0	0	0
	Coles	0	0	0	0	0	0	0	0	0
	Cumberland	0	0	0	0	0	0	0	0	0
	Edgar	0	0	0	0	0	0	0	0	0
	Vermilion	1	0	0	0	0	0	0	0	1
<b>5th Circuit Total</b>		<b>1</b>	<b>0</b>	<b>0</b>	<b>0</b>	<b>0</b>	<b>0</b>	<b>0</b>	<b>0</b>	<b>1</b>

# JUVENILE PLACEMENTS

Circuit	County	Placed in Foster Home		Placed in Group Home		Placed in Treatment		Placed with Relative		Total
		In State	Out of State	In State	Out of State	In State	Out of State	In State	Out of State	
6th	Champaign	2	0	2	0	2	0	1	0	7
	DeWitt	0	0	0	0	0	0	0	0	0
	Douglas	0	0	0	0	0	0	0	0	0
	Macon	0	0	0	0	0	0	0	0	0
	Moultrie	0	0	0	0	0	0	0	0	0
	Piatt	0	0	0	0	0	0	0	0	0
<b>6th Circuit Total</b>		<b>2</b>	<b>0</b>	<b>2</b>	<b>0</b>	<b>2</b>	<b>0</b>	<b>1</b>	<b>0</b>	<b>7</b>
7th	Greene	0	0	0	0	0	0	0	0	0
	Jersey	0	0	0	0	0	0	0	0	0
	Macoupin	0	0	0	0	0	0	0	0	0
	Morgan	0	0	0	0	0	0	0	0	0
	Sangamon	3	0	0	0	0	0	0	0	3
	Scott	0	0	0	0	0	0	0	0	0
<b>7th Circuit Total</b>		<b>3</b>	<b>0</b>	<b>0</b>	<b>0</b>	<b>0</b>	<b>0</b>	<b>0</b>	<b>0</b>	<b>3</b>
8th	Adams	0	0	0	0	0	0	0	0	0
	Brown	0	0	0	0	0	0	0	0	0
	Calhoun	0	0	0	0	0	0	0	0	0
	Cass	0	0	0	0	0	0	0	0	0
	Mason	0	0	0	0	0	0	0	0	0
	Menard	0	0	0	0	0	0	0	0	0
	Pike	0	0	0	0	0	0	0	0	0
	Schuyler	0	0	0	0	0	0	0	0	0
<b>8th Circuit Total</b>		<b>0</b>	<b>0</b>	<b>0</b>	<b>0</b>	<b>0</b>	<b>0</b>	<b>0</b>	<b>0</b>	<b>0</b>
9th	Fulton	0	0	0	0	0	0	0	0	0
	Hancock	0	0	0	0	0	0	0	0	0
	Henderson	0	0	0	0	0	0	0	0	0
	Knox	0	0	0	0	0	0	0	0	0
	McDonough	0	0	0	0	3	0	0	0	3
	Warren	1	0	0	0	0	0	0	0	1
<b>9th Circuit Total</b>		<b>1</b>	<b>0</b>	<b>0</b>	<b>0</b>	<b>3</b>	<b>0</b>	<b>0</b>	<b>0</b>	<b>4</b>
10th	Marshall	0	0	0	0	0	0	0	0	0
	Peoria	0	0	0	0	0	0	0	0	0
	Putnam	0	0	0	0	0	0	0	0	0
	Stark	0	0	0	0	0	0	0	0	0
	Tazewell	0	0	0	0	2	0	0	0	2
	<b>10th Circuit Total</b>		<b>0</b>	<b>0</b>	<b>0</b>	<b>0</b>	<b>2</b>	<b>0</b>	<b>0</b>	<b>0</b>
11th	Ford	0	0	0	0	0	0	0	0	0
	Livingston	0	0	0	0	0	0	0	0	0
	Logan	0	0	0	0	0	0	0	0	0
	McLean	1	0	1	0	2	1	0	0	5
	Woodford	0	0	2	0	2	0	0	0	4
	<b>11th Circuit Total</b>		<b>1</b>	<b>0</b>	<b>3</b>	<b>0</b>	<b>4</b>	<b>1</b>	<b>0</b>	<b>0</b>

Note: Due to changes in Morgan County's case management system, probation data in this report only covers the period of January - May 2023.

# JUVENILE PLACEMENTS

Circuit	County	Placed in Foster Home		Placed in Group Home		Placed in Treatment		Placed with Relative		Total
		In State	Out of State	In State	Out of State	In State	Out of State	In State	Out of State	
12th	Will	4	0	0	0	0	0	13	0	17
13th	Bureau	0	0	0	0	0	0	0	0	0
	Grundy	0	0	0	0	0	0	0	0	0
	LaSalle	0	0	0	0	1	0	0	0	1
<b>13th Circuit Total</b>		<b>0</b>	<b>0</b>	<b>0</b>	<b>0</b>	<b>1</b>	<b>0</b>	<b>0</b>	<b>0</b>	<b>1</b>
14th	Henry	0	0	0	0	0	0	0	0	0
	Mercer	0	0	0	0	0	0	0	0	0
	Rock Island	0	0	1	0	8	1	0	0	10
	Whiteside	1	0	0	0	0	0	0	0	1
<b>14th Circuit Total</b>		<b>1</b>	<b>0</b>	<b>1</b>	<b>0</b>	<b>8</b>	<b>1</b>	<b>0</b>	<b>0</b>	<b>11</b>
15th	Carroll	0	0	0	0	0	0	0	0	0
	Jo Daviess	0	0	0	0	0	0	1	0	1
	Lee	0	0	0	0	2	0	0	0	2
	Ogle	0	0	0	0	0	0	0	0	0
	Stephenson	0	0	0	0	0	0	0	0	0
<b>15th Circuit Total</b>		<b>0</b>	<b>0</b>	<b>0</b>	<b>0</b>	<b>2</b>	<b>0</b>	<b>1</b>	<b>0</b>	<b>3</b>
16th	Kane	0	0	0	0	0	0	0	0	0
17th	Boone	0	0	0	0	5	0	0	0	5
	Winnebago	7	0	2	0	13	4	0	0	26
<b>17th Circuit Total</b>		<b>7</b>	<b>0</b>	<b>2</b>	<b>0</b>	<b>18</b>	<b>4</b>	<b>0</b>	<b>0</b>	<b>31</b>
18th	DuPage	0	0	0	0	0	0	0	0	0
19th	Lake	0	0	3	1	26	0	0	0	30
20th	St. Clair	0	0	0	0	0	0	0	0	0
21st	Iroquois	0	0	0	0	1	0	0	0	1
	Kankakee	2	0	2	0	0	0	0	0	4
<b>21st Circuit Total</b>		<b>2</b>	<b>0</b>	<b>2</b>	<b>0</b>	<b>1</b>	<b>0</b>	<b>0</b>	<b>0</b>	<b>5</b>
22nd	McHenry	0	0	0	0	3	0	0	0	3
23rd	DeKalb	0	0	0	0	0	0	0	0	0
	Kendall	1	0	0	0	0	0	0	0	1
<b>23rd Circuit Total</b>		<b>1</b>	<b>0</b>	<b>0</b>	<b>0</b>	<b>0</b>	<b>0</b>	<b>0</b>	<b>0</b>	<b>1</b>
24th	Monroe	0	0	0	0	0	0	0	0	0
	Perry	0	0	0	0	0	0	0	0	0
	Randolph	0	0	0	0	0	0	0	0	0
	Washington	0	0	0	0	0	0	0	0	0
<b>24th Circuit Total</b>		<b>0</b>	<b>0</b>	<b>0</b>	<b>0</b>	<b>0</b>	<b>0</b>	<b>0</b>	<b>0</b>	<b>0</b>
<b>Cook</b>	<b>Juvenile</b>	<b>16</b>	<b>0</b>	<b>0</b>	<b>0</b>	<b>23</b>	<b>3</b>	<b>0</b>	<b>0</b>	<b>42</b>
<b>Statewide Total</b>		<b>41</b>	<b>0</b>	<b>14</b>	<b>1</b>	<b>93</b>	<b>9</b>	<b>20</b>	<b>0</b>	<b>178</b>